



Real Estate Medium

StrategicERP



StrategicERP develops and delivers innovative **ERP solutions** specifically designed for the **Real Estate** and **Infrastructure** industry. It is a **web** and **mobile** based application **built by ITians** on proprietary **J2FX** framework.

An **AI-powered single-window** solution to automate all business processes, it ensures optimum utilization of resources, operational efficiency, and increased **productivity** and **revenue** to keep pace with changing times.

StrategicERP is racing ahead of branded traditional systems in the market owing to its technological breakthroughs, **lower costs**, multi-platform **compatibility** and cross database.

StrategicERP has **1000+ clients** across the **globe**. Some of our esteemed clients are: Phoenix Group, DS Max Properties, Paradise Group, Hiranandani Hospital, Nathani Group, Sangini Group, Hombale Group, NRP Projects, Vishwa Samudra, Vishal Infrastructure, Raj Infrastructure, Nikhil Group, RMK Infrastructure, Kundan Spaces and many more.



StrategicERP Moments



What is Real Estate Medium ?



Our **award-winning Real Estate Software** has been trusted by business leaders since **2005**, loved for its **AI-powered** features, and implemented for its proven success in increasing **productivity** and **revenue**.

Real Estate Large helps you manage **core business functions**:

- Project Engineering
- Site Management
- Purchase Management
- Contract Management
- Sales & Pre-sales Management
- Financial Management
- Statutory Management
- Budget Management
- HR and Payroll Management

Integration with **innovative technologies** for real estate management:

- Voice commands
- Digital media integration
- Biometrics and Face ID
- HR voice assistant
- IoT integration
- Low code/ No code programming
- Multiple third-party integrations
- GIS management
- Mobile apps



To-do Task Management



Administration



HR and Payroll



Contractors Management



Purchase Management



Sites Management



Financial Management



Statutory Management



Budget Management



Pre - Sales



Sales Management

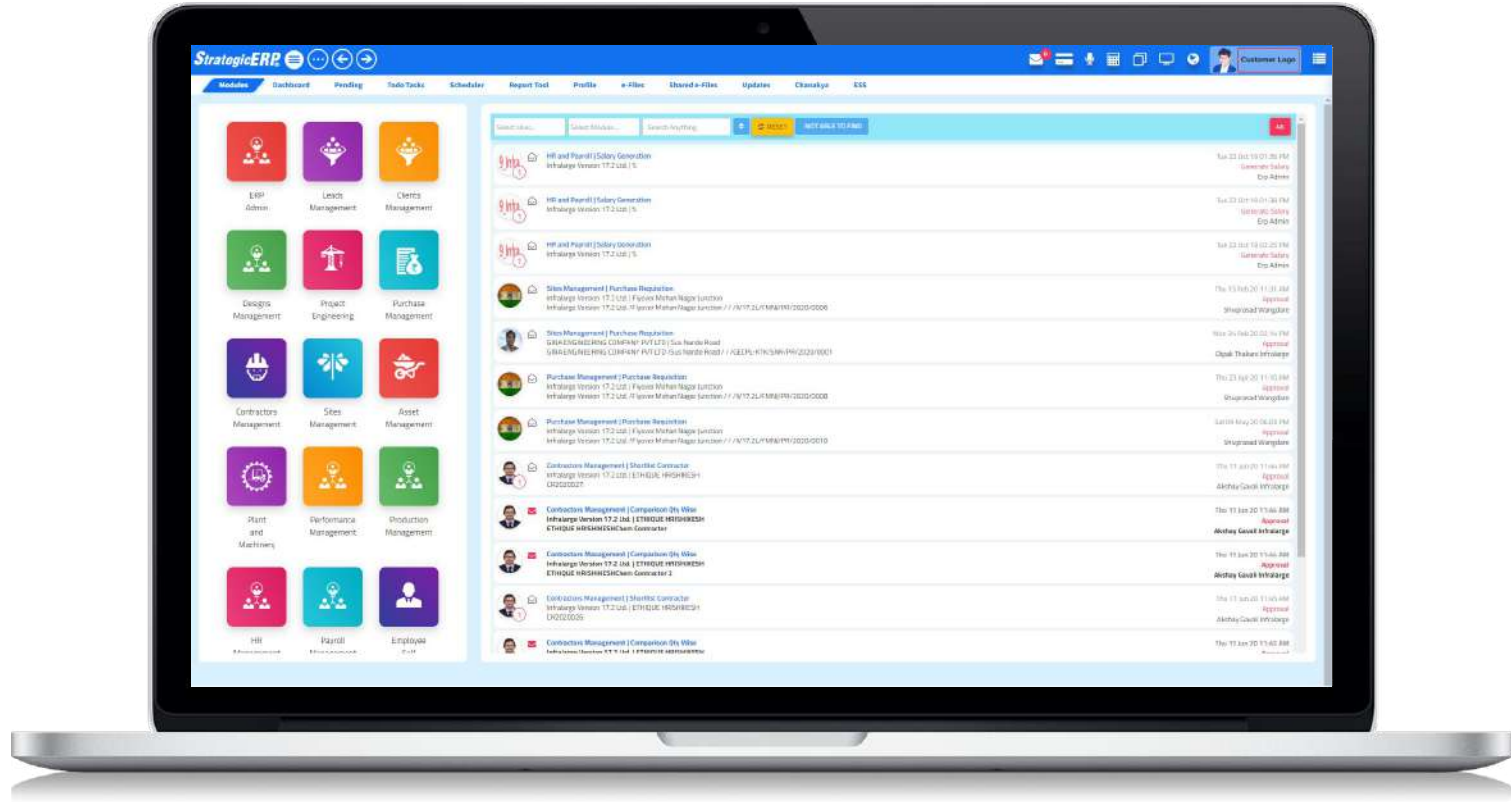


Project Engineering



StrategicERP[®]
Power of Technology Developed by IITians










Real Estate Medium Menu Screen - Modules



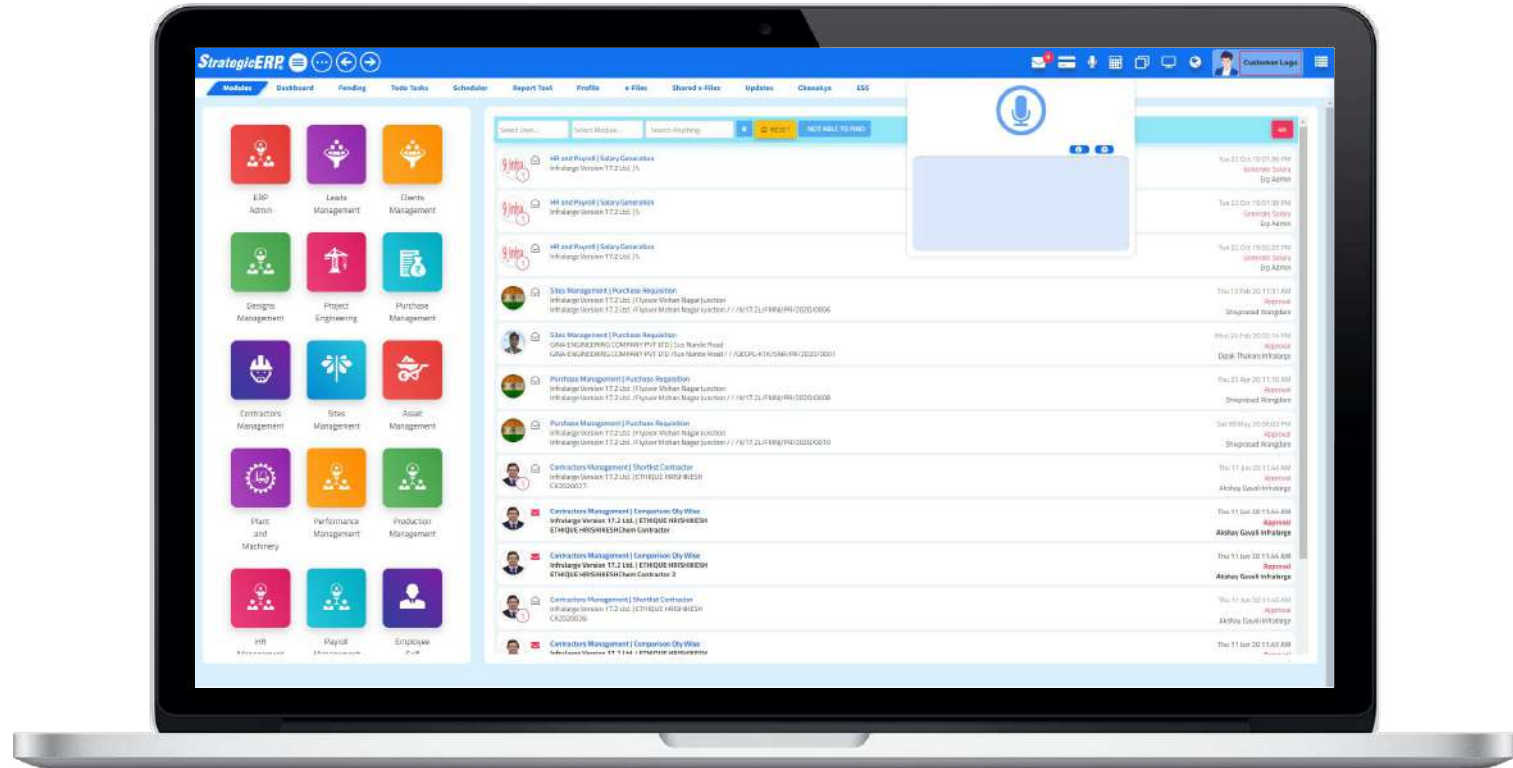
Advanced Features



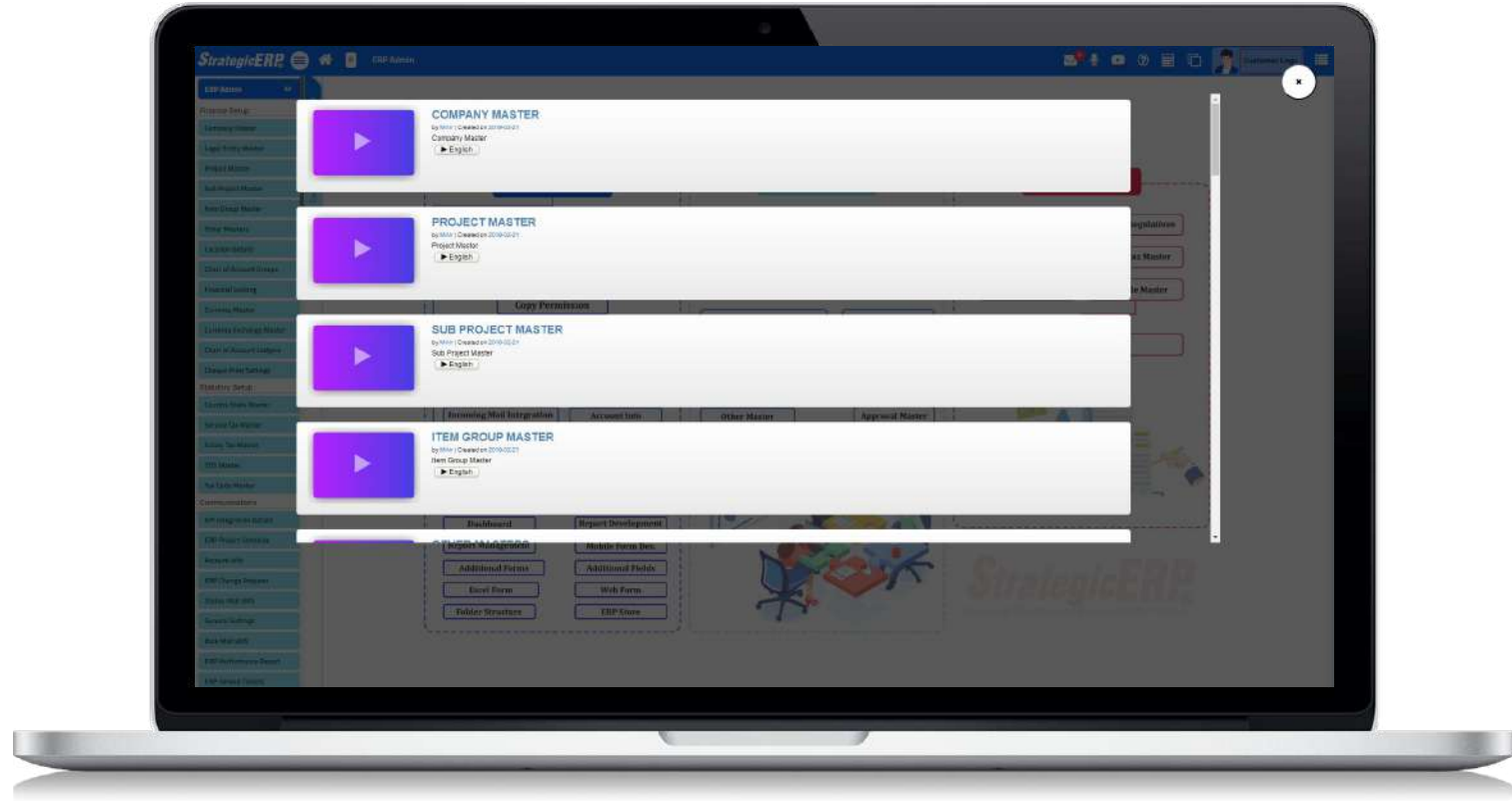
AI and Machine Learning Technology

-  Mail Conversation
-  Voice Command
-  Dashboards
-  Calculator
-  Multiple Tab
-  Background Option
-  Multiple Language
-  User Profile
-  ERP User Chat

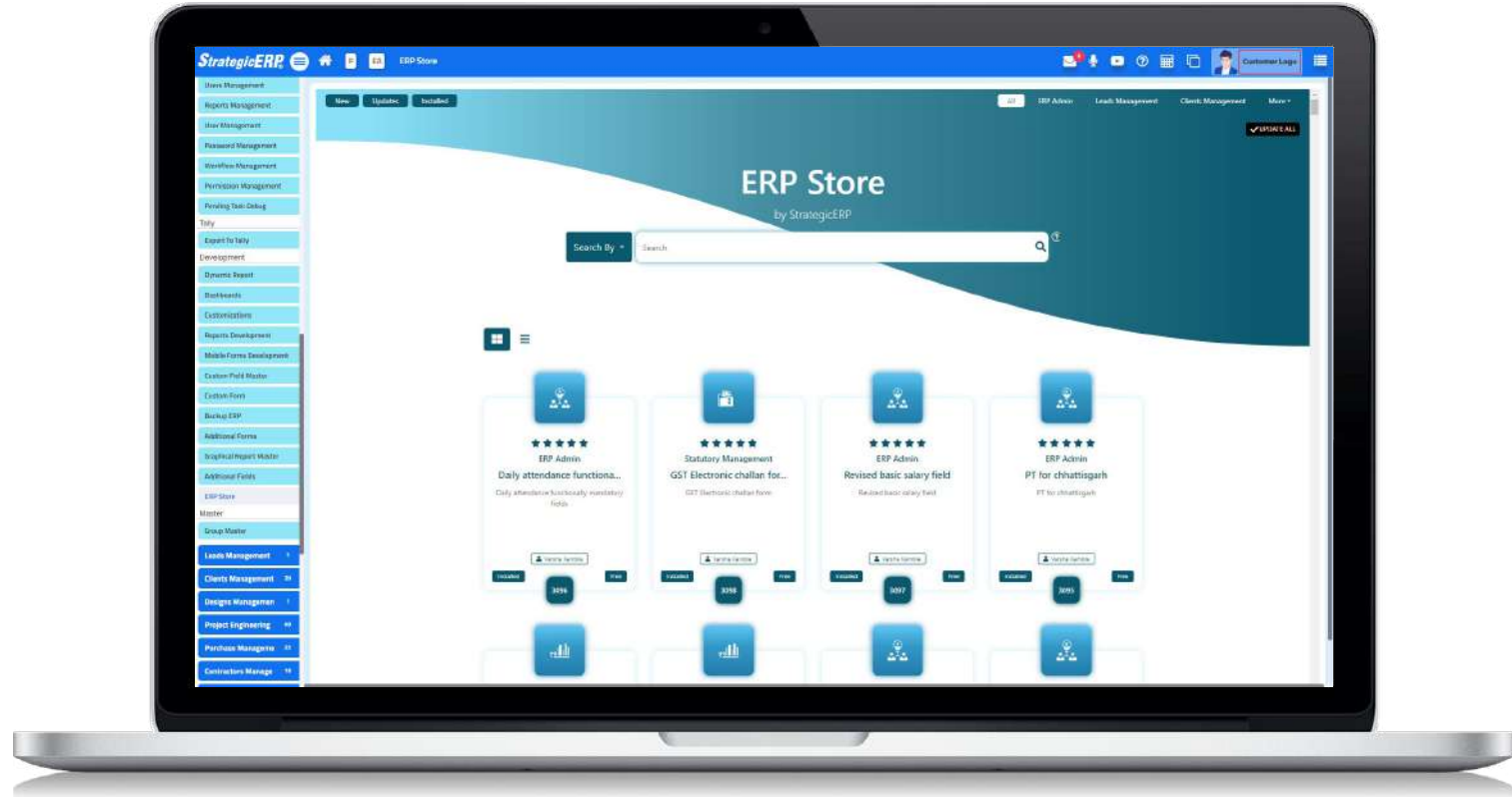
Voice Search – Conversational User Interface for Instant Details



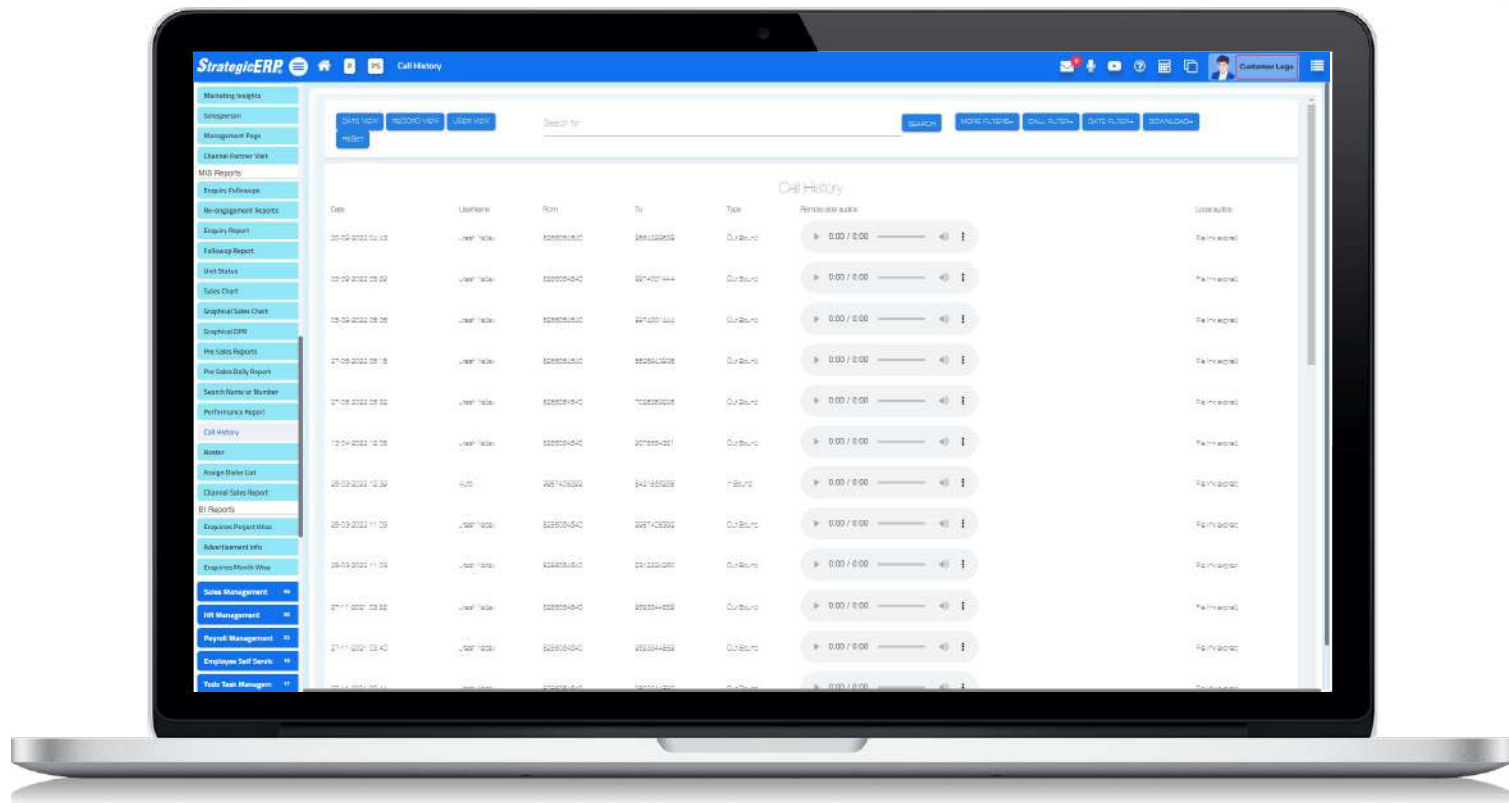
Video Tutorials – Easy to Learn with Online Tutorials




ERP Store – Install and Update new Developments



Click to Call – Call Register with Click-to-Call Integration



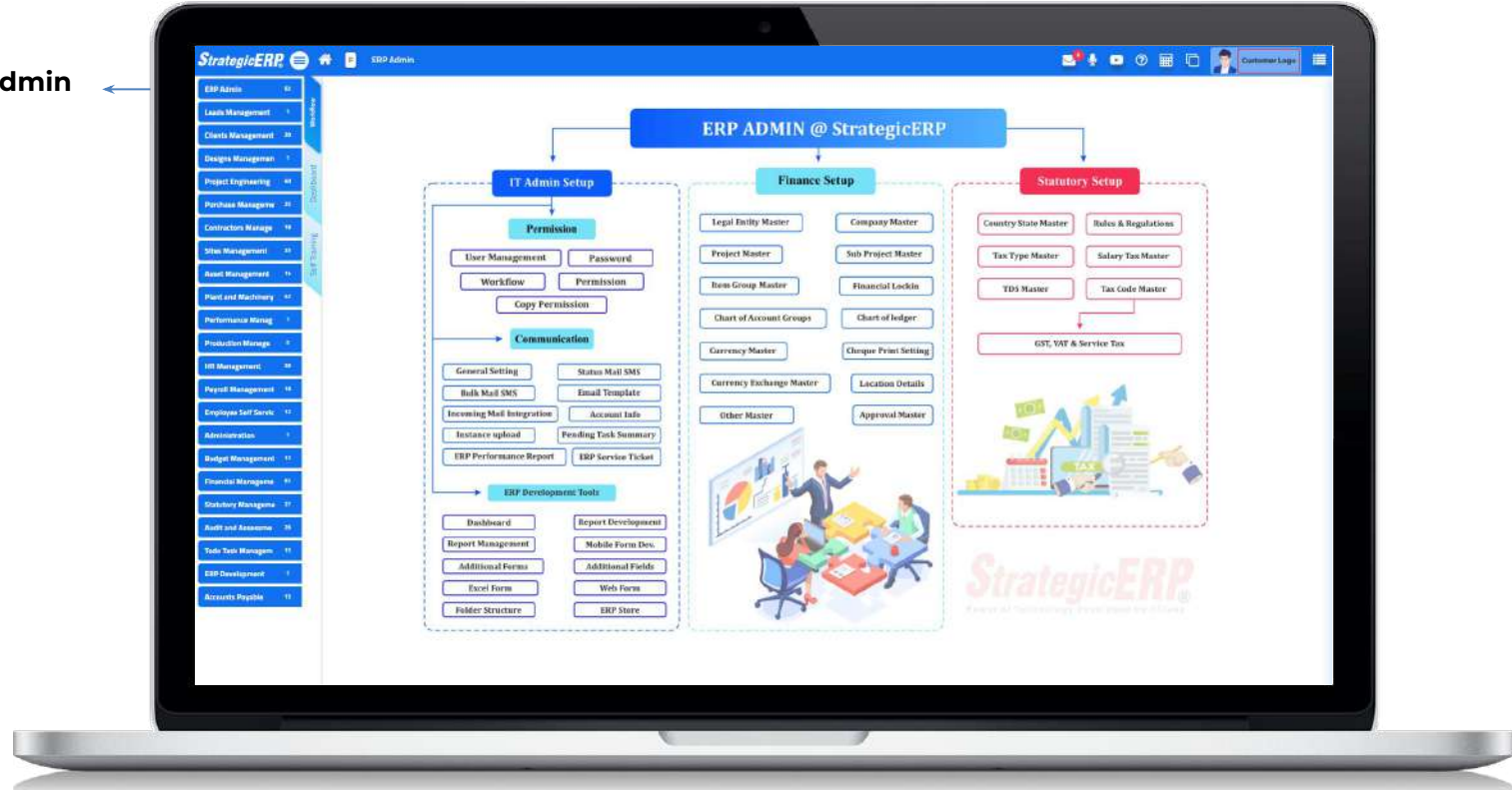
Sr . No.	Module Name	Dashboard Reports	No. Of Forms	No. Of Print Reports	No. Of MIS Reports
1	ERP Admin	1	47	35	0
2	Financial Management	10	16	37	32
3	Statutory Management	6	42	37	0
4	Budget Management	0	6	13	7
5	Pre Sales	13	22	15	12
6	Sales Management	7	31	18	14
7	Project Engineering	6	31	23	8
8	Site Management	9	16	12	8
9	Purchase Management	8	14	11	14
10	Contractors Management	4	16	15	4
11	Lease & Rent		32	32	12
12	HR and Payroll	0	37	17	4
13	Employee Self Service	0	12	14	3
14	Administration	8	12	12	7
15	Todo Task Management	0	11	9	2



Real Estate Medium Module Flow | ERP Admin



ERP Admin

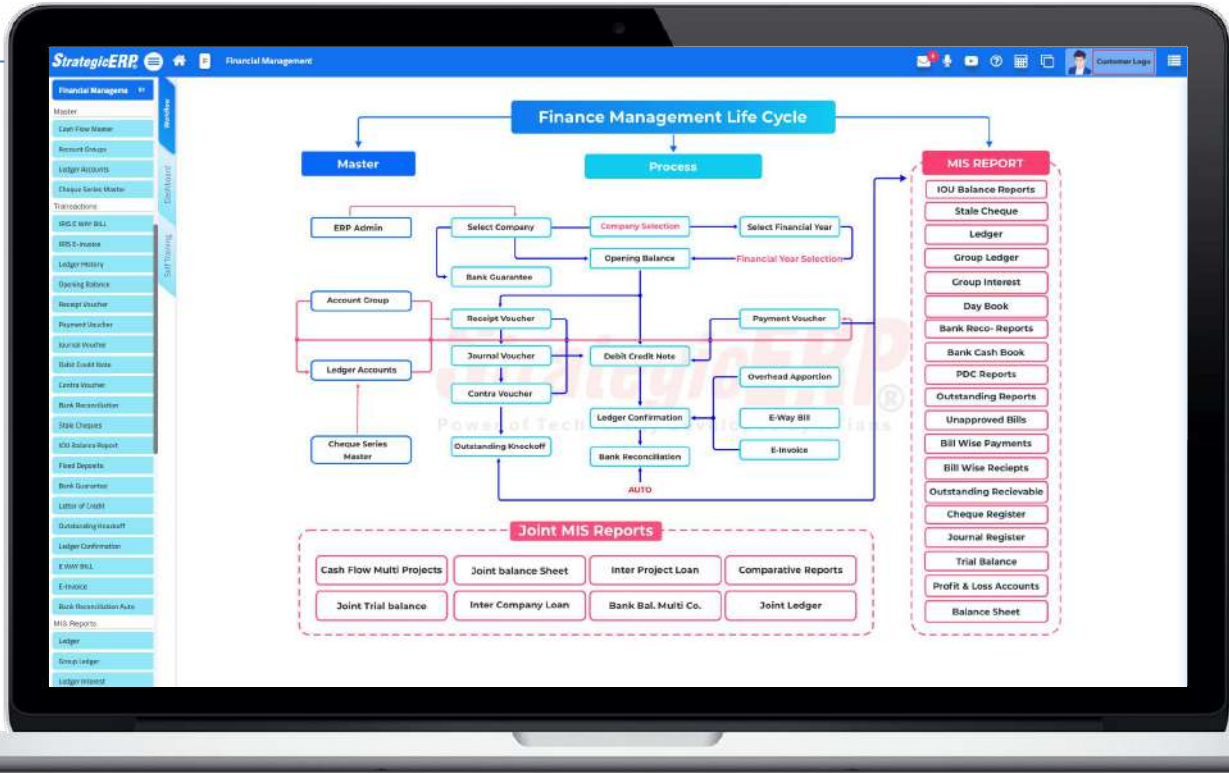


Real Estate Medium Module Flow | Financial Management



Financial management

Manage Ledger Accounts, Group Ledger, Trial Balance, Profit & Loss account, Balance sheet and Day Book



MIS Reports | Financial Management



Joint Trial Balance Report



Other Critical Reports

- Bank Reconciliation
- Ledger Confirmation
- Balance Sheet

StrategicERP | Joint Trial Balance | Debi Info Pvt. Ltd. | Change Company

Legal Entity Names* | Debi
Name of Companies* | Debi Info Pvt. Ltd.
Name of Projects* | %
FY | 2022-23
Start Date* | 01/04/2022 | End Date* | 31/03/2023
Print Level* | 1

Particulars	Opening Balance	Dr	Cr	Closing Balance
DL509-Sachin Ray	0.00 Dr	27,452.00	1,20,079.00	92,625.00 Cr
DL510-Jibhya Ray	0.00 Dr	95,984.00	1,93,748.00	4,98,564.00 Cr
DL511-Divya Kumari	0.00 Dr	0.00	5,417.00	5,417.00 Cr
RT001-Riju Tyagi	0.00 Dr	0.00	2,09,600.00	2,09,600.00 Cr
root jake and co	0.00 Dr	25,900.00	0.00	25,900.00 Dr
root mah and co	0.00 Dr	5,90,560.00	4,95,000.00	85,560.00 Dr
root may and co	0.00 Dr	94,900.00	94,900.00	0.00 Dr
Teel Heaven Itagi and co.	0.00 Dr	3,47,384.00	72,940.00	2,74,344.00 Dr
root Naha and co	0.00 Dr	6,79,440.00	2,63,620.00	3,15,820.00 Dr
Cash In Hand	0.00 Dr	1,84,39,000.00	2,59,450.00	1,81,89,550.00 Dr
Fixed Assets	0.00 Dr	2,07,920.72	0.00	2,07,920.72 Dr
Current Assets	5,00,000.00 Dr	18,32,96,360.52	5,43,35,117.62	13,04,69,088.00 Dr
Current Liabilities	0.00 Dr	3,21,81,926.11	5,28,21,135.68	2,67,39,218.37 Cr
Equity and liabilities	0.00 Dr	3,01,247.28	5,87,567.86	2,86,320.58 Cr
Expenses	0.00 Dr	27,53,777.59	1,14,791.90	18,96,985.69 Dr
Revenue from operations	0.00 Dr	0.00	3,25,000.00	3,25,000.00 Cr
Sales Accounts	0.00 Dr	5,900.00	8,68,53,259.00	8,68,49,359.00 Cr
secured loans	0.00 Dr	19,800.00	0.00	19,800.00 Cr
Unmapped Ledgers	5,05,000.00 Cr	2,59,41,151.88	1,78,82,598.24	75,73,443.64 Dr
WIP	0.00 Dr	6,97,443.00	4,000.00	6,93,443.00 Dr
Non Current Assets	0.00 Dr	0.00	1,42,000.00	1,42,000.00 Cr
Direct Expenses	0.00 Dr	22,790.00	0.00	22,790.00 Dr
Indirect Expenses	0.00 Dr	1,06,17,426.00	90,400.00	1,05,27,026.00 Dr
Profit & Loss A/c	1,000.00 Dr			
Total		27,83,39,910.10	24,83,39,910.10	

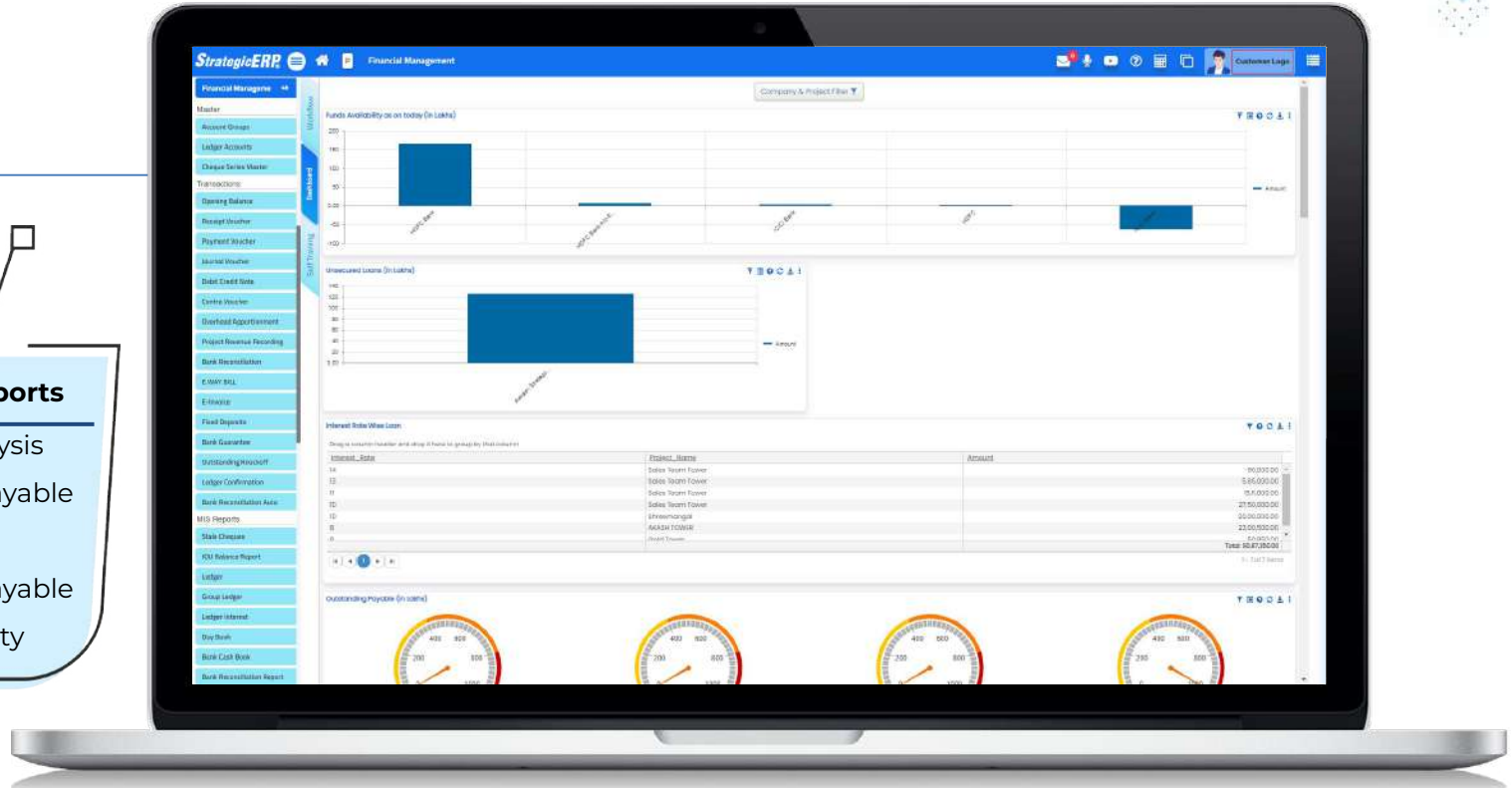
Dashboard Reports | Financial Management



Outstanding
Receivable

Other Critical Reports

- Profit Loss Analysis
- Outstanding Payable
- Project-Wise Outstanding Payable
- Funds Availability

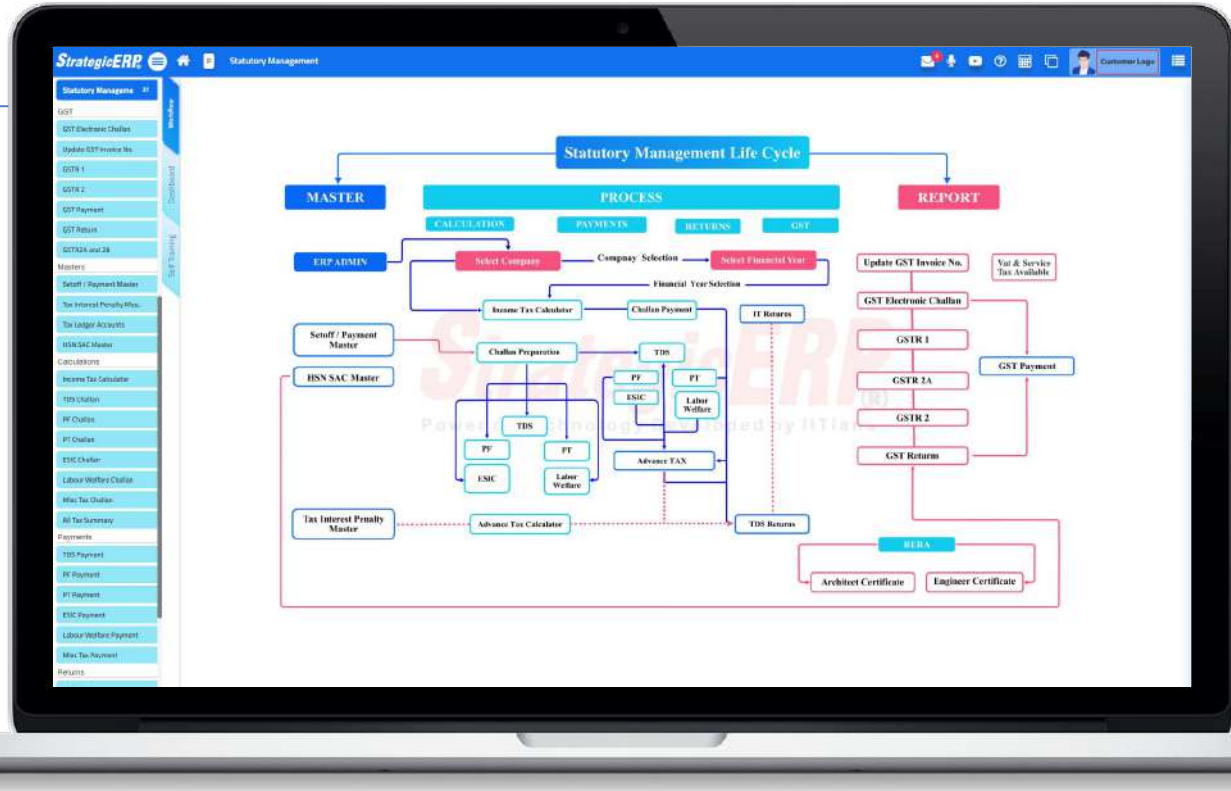


Real Estate Medium Module Flow | Statutory Management



Statutory Management

Manage Income Tax, Advance Tax, Service Tax, VAT, TDS, PF, PT, and ESIC



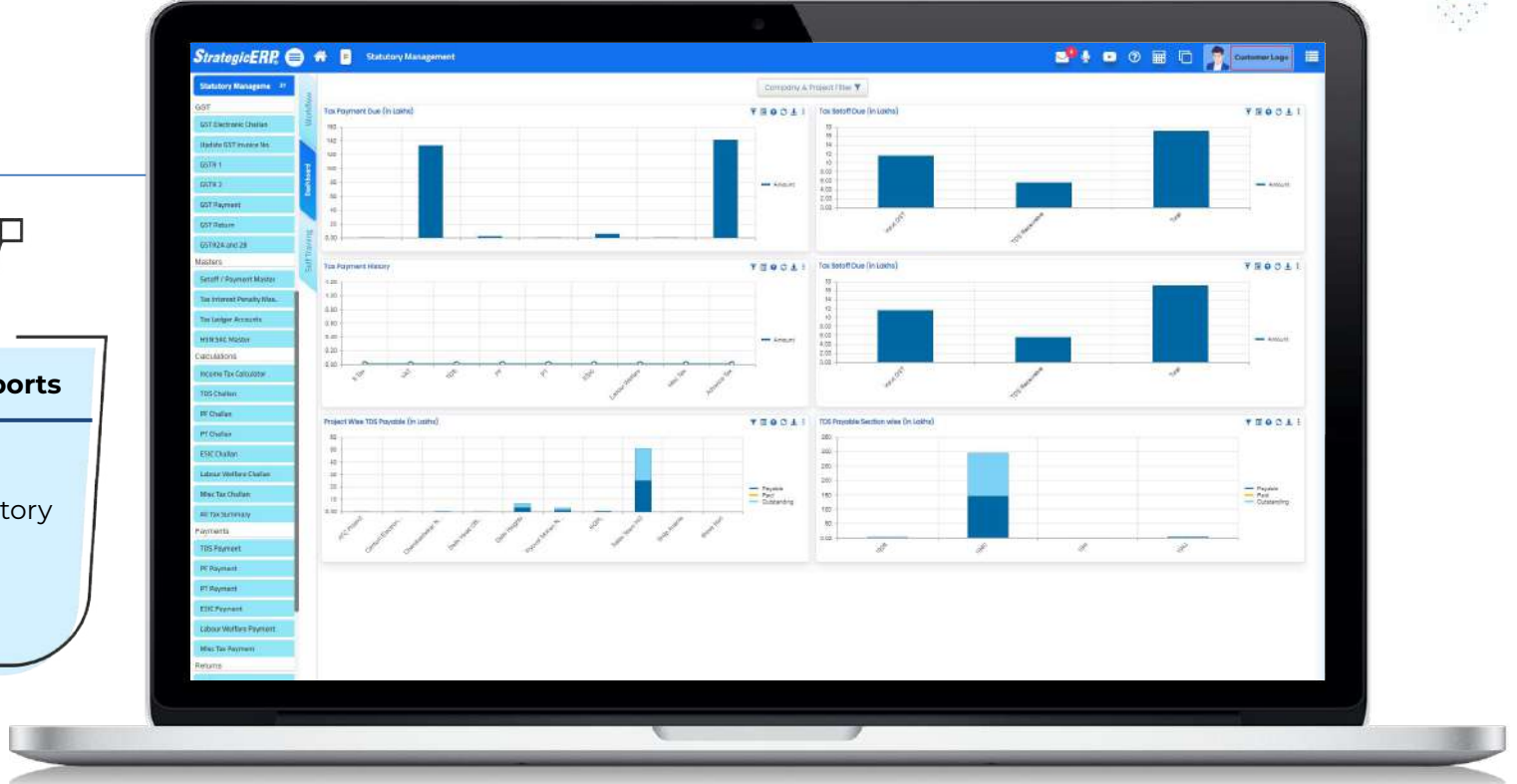
Dashboard Reports | Statutory Management



Tax Payment Due

Other Critical Reports

- Tax Setoff Due
- Tax Payment History
- Project-Wise Tax Summary

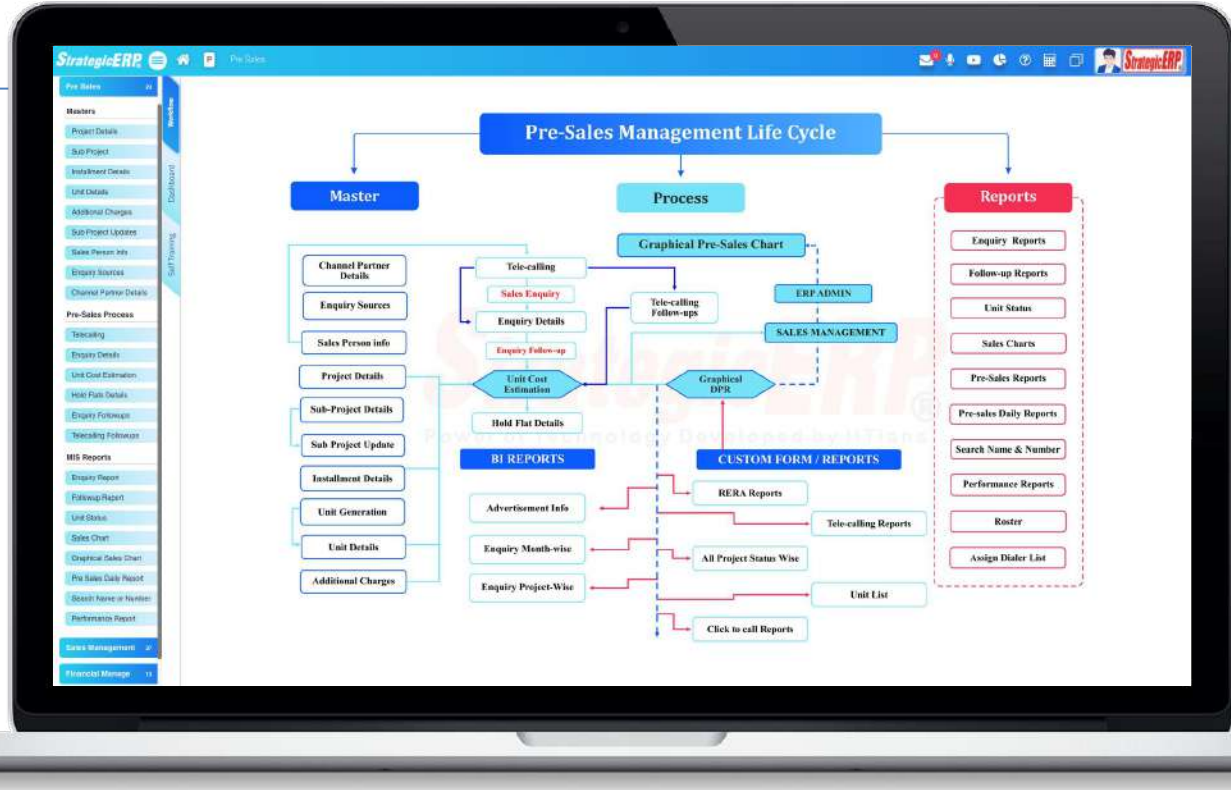


Real Estate Medium Module Flow | Pre Sales Management



Pre Sales

Manage Enquiry, Project Details, Sub Project Details, Unit Details, Additional Charges, Sales Person Info, Enquiry Source and more...

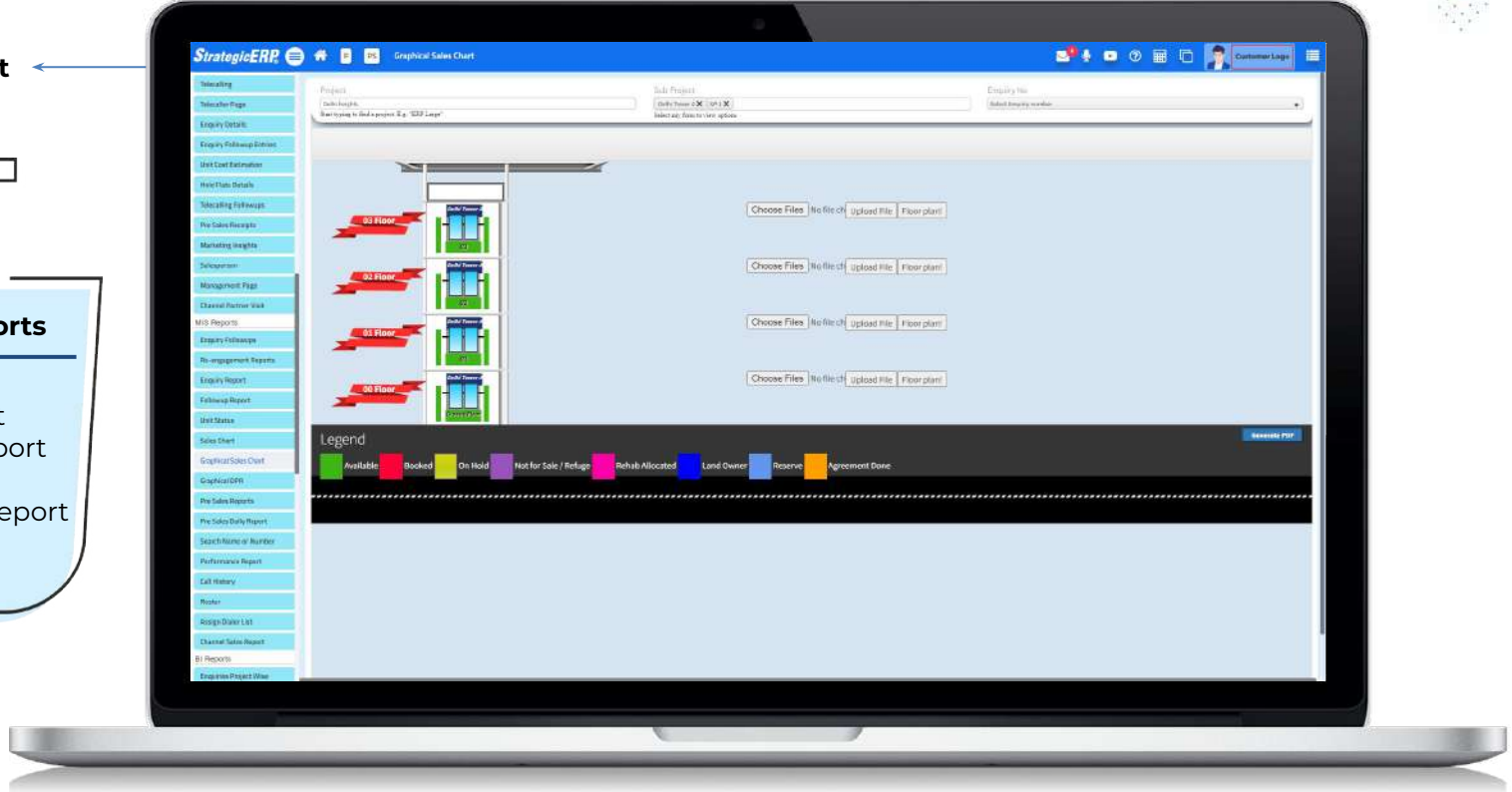


MIS Reports | Pre Sales Management

Graphical Sales Chart Report

Other Critical Reports

- Enquiry Report
- Follow-up Report
- Performance Report
- Unit Status
- Pre-Sales Daily Report



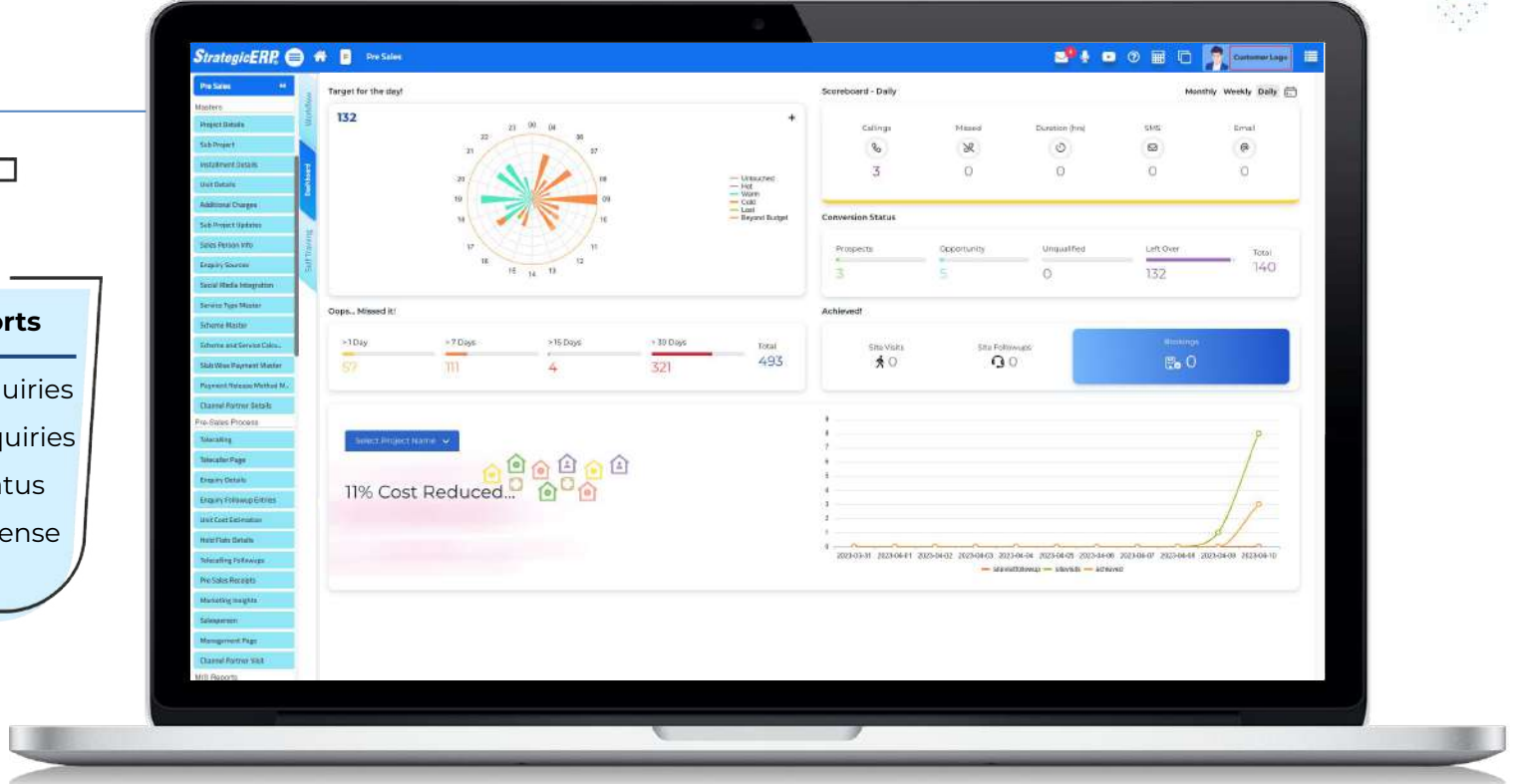
Dashboard Reports | Pre Sales Management



Source-Wise Enquiries

Other Critical Reports

- Source-Wise Enquiries
- Project-Wise Enquiries
- Sales Enquiry Status
- Source-Wise Expense

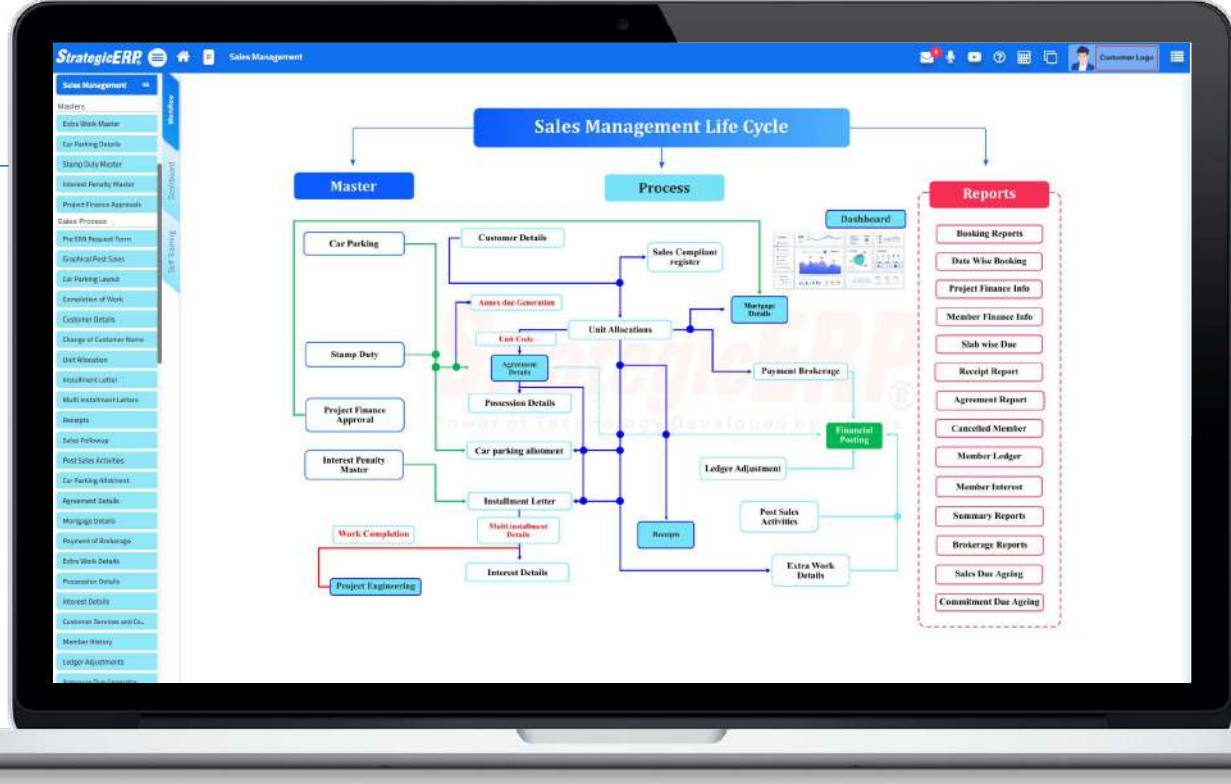


Real Estate Medium Module Flow | Sales Management



Sales

Manage Stamp Duty, Project Finance approvals Unit Allocation, Completion of Work, Installment Letter, Car Parking Allotment, Agreement Detail, Post Sales Activity and more...



MIS Reports | Sales Management

Booking Report

Other Critical Reports

- Project finance Info
- Member Finance Info
- Slab-Wise Due
- Agreement Report
- Cancelled Members

StrategicERP Booking Report

Project Name* ADWINK HABIT Sub Project* Wing A
Member Code Unit Code
Booking Form
Start Date* 01/04/2022 End Date* 28/04/2023

Search Price (2) Rows: 15

Records 1 to 1 of 1

Member Code	Booking Date	Member Name	Booking Type	Source	Service Name	Broker Name	Broker No.	USA Code	Floors	Unit No.	Sale Area (Sq. Feet)	Rate Per SqFt	Discount	Sale Value	Other Charges Amount	Total Amount	Booking Party	Percentage Due	Installment Due	Installment Received	Inst. Balance	GST Due	GST Received	Total Received Amount	
E-22-01-001	04/01/2023	Kha-S&K	Fixed	Refund	Real Estate Refund			ABOT-0601-03	302	1000	8524	0.00	0.00	85,24,000.00	1,000.00	85,24,000.00		85.00	85,19,000.00	9,52,400.00	78,66,600.00	8,18,320.00	0.00	8,18,320.00	9,52,400.00

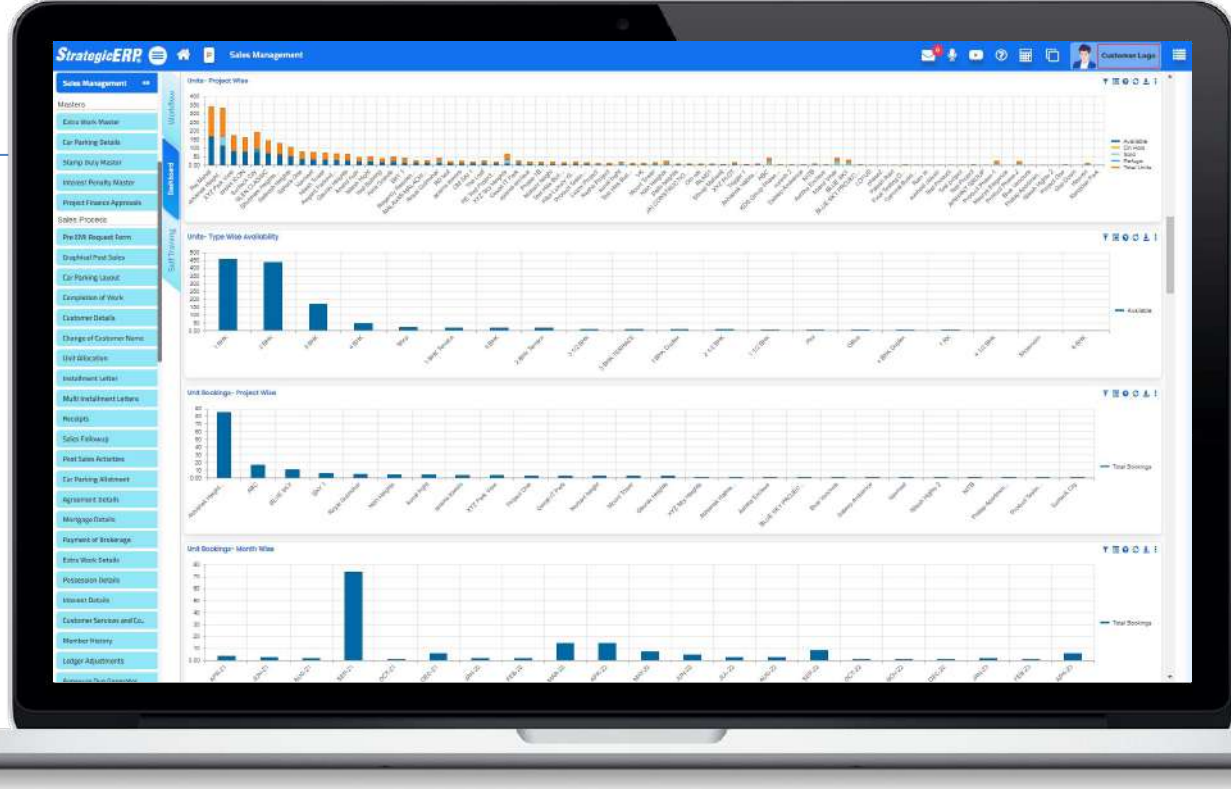
Dashboard Reports | Sales Management



Project-wise Sales

Other Critical Reports

- Unit Availability Status
- Project-Wise Receipts
- Project-Wise Units

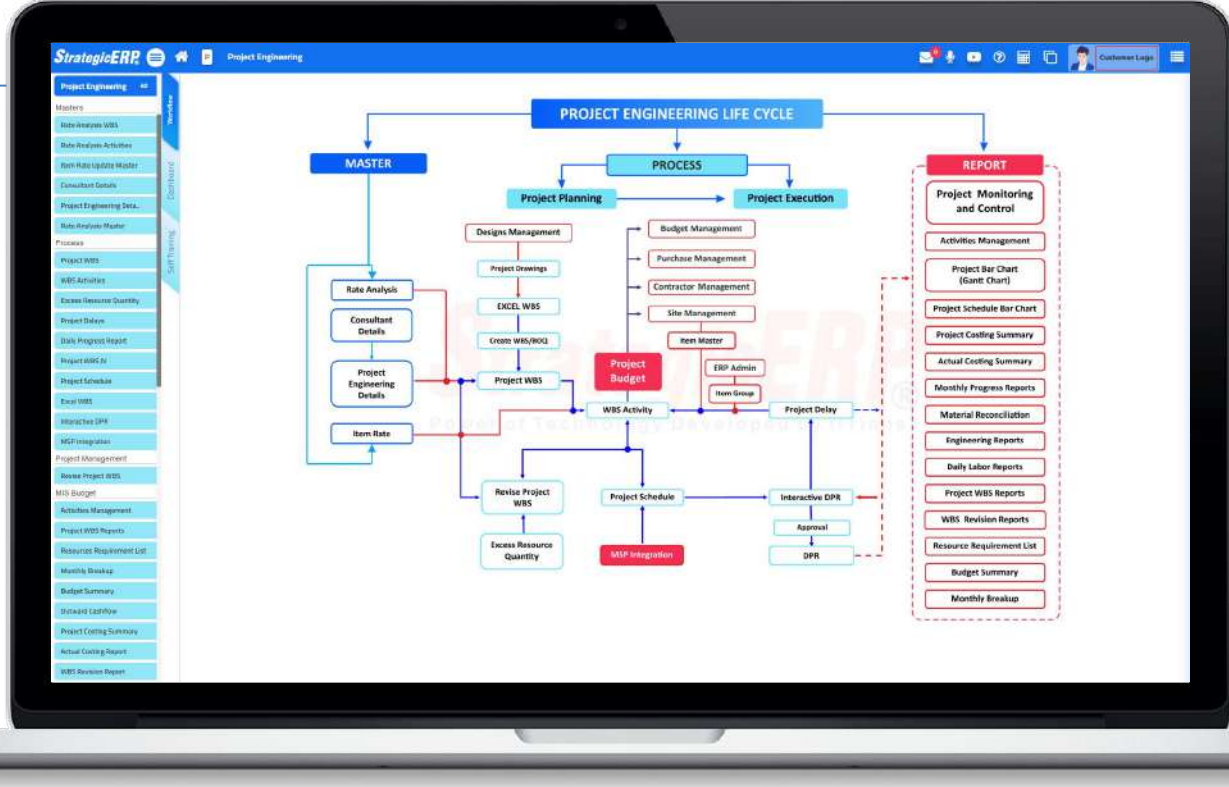


Real Estate Medium Module Flow | Project Engineering



Project Engineering

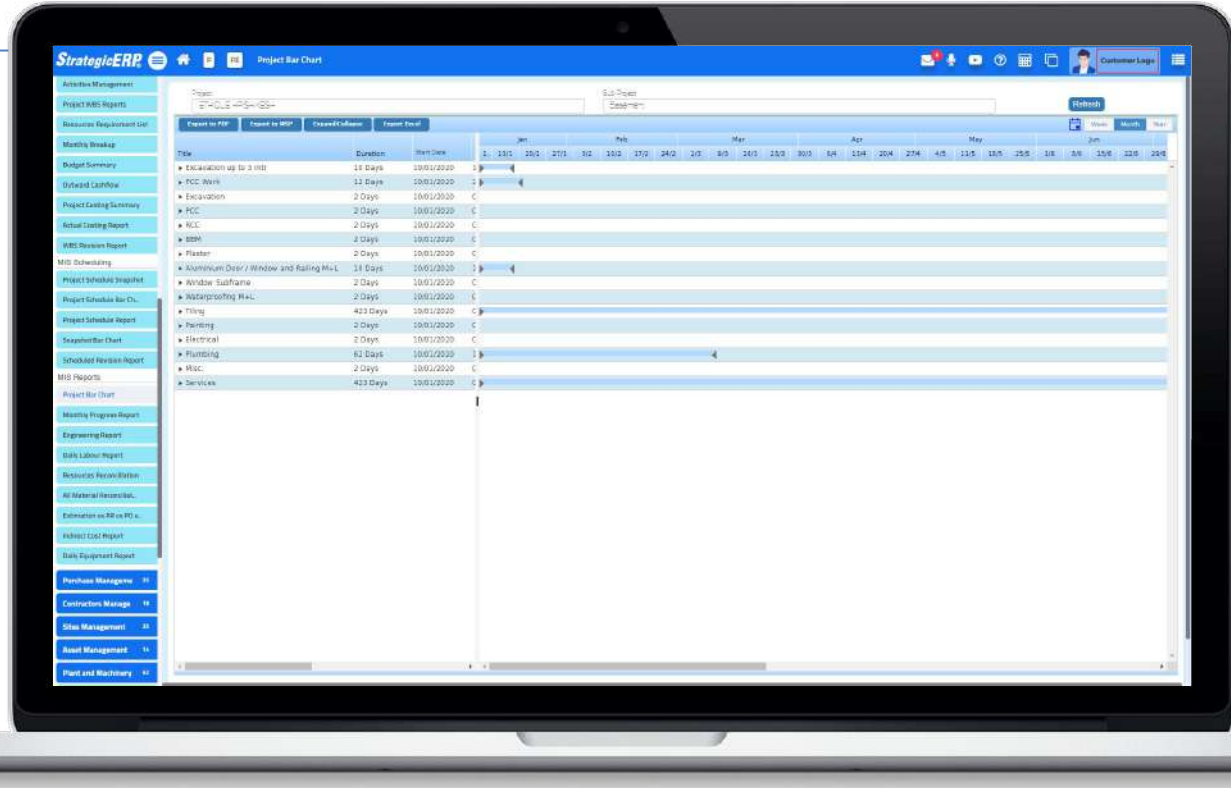
Manage Project Activities, Project Drawings, Project Delays, Graphical DPR, Activity Material, Labour Monthly Breakup, Budget Summary, and Outward Cash flow



MIS Reports | Project Engineering



Project Bar Chart



Other Critical Reports

- Snapshot Bar Chart
- Engineering Report
- Daily Labour Report
- Thumb Rule Report
- Abstract Summary
- Material Reconciliation

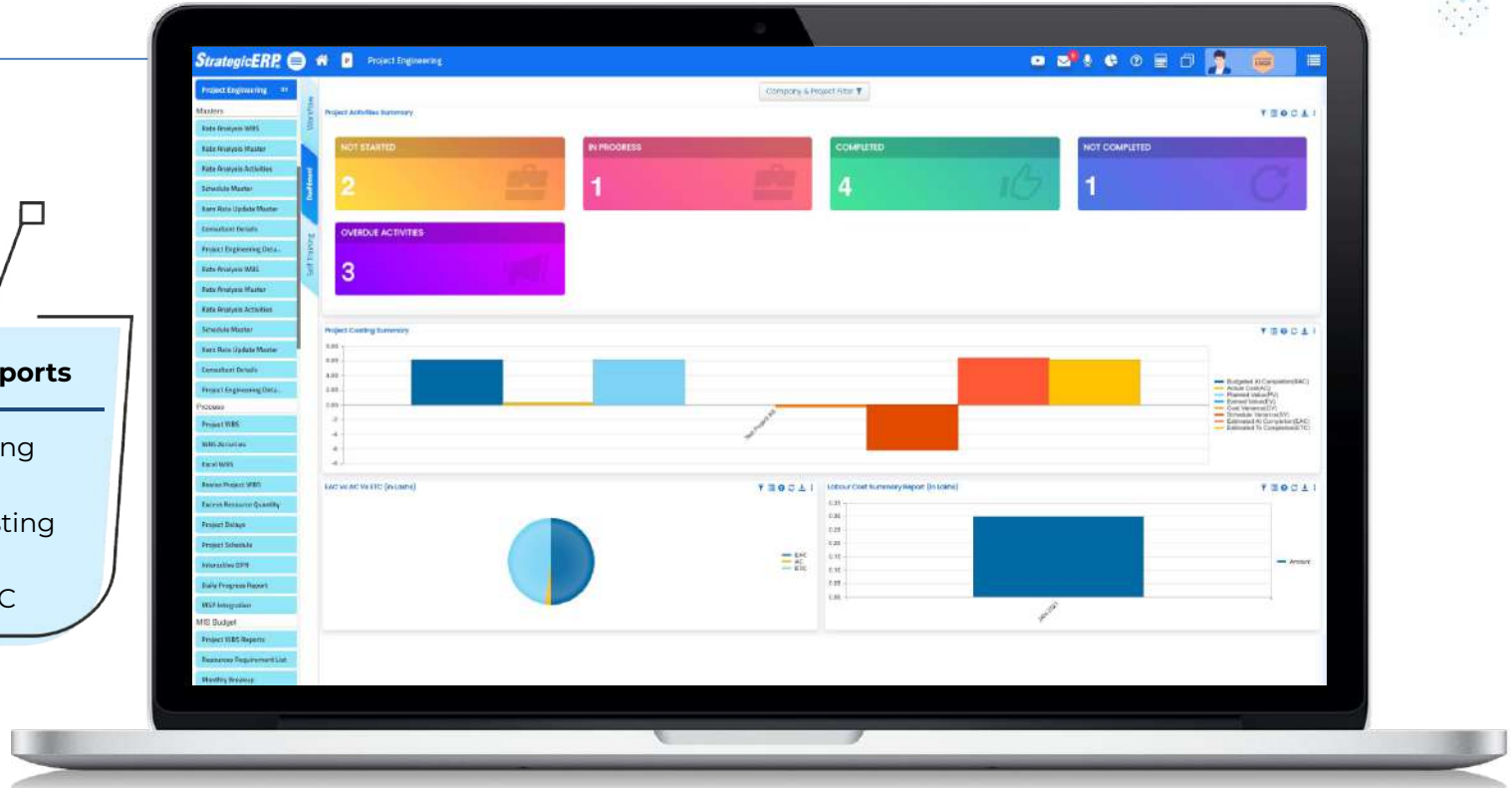


Dashboard Reports | Project Engineering

Project Activity Summary

Other Critical Reports

- Level-Wise Costing Summary
- Month-Wise Costing Summary
- EAC Vs AC Vs ETC

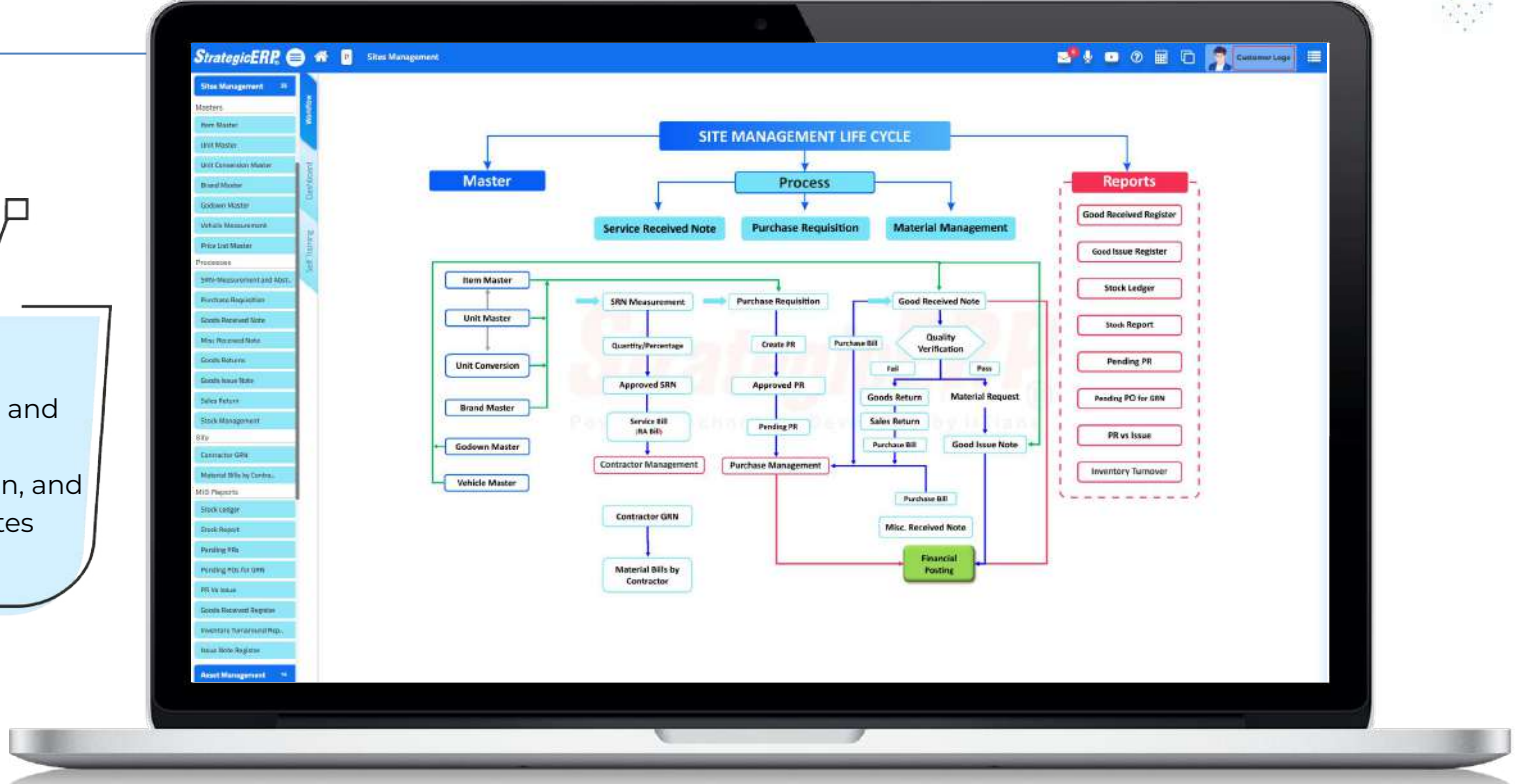


Real Estate Medium Module Flow | Site Management



Site Management

Manage SRN- Measurement and Abstract, Purchase Requisition, and Goods Received Notes



MIS Reports | Site Management

PR vs Issue

Other Critical Reports

- Stock Ledger
- Stock Report
- Pending PRs
- Pending POs for GRN
- Goods Received Register

StrategicERR Stock Report

Name of Company: Delhi Infra PM L30

Project Name: Delhi Head Office

Item Group: %

Voucher No: %

End Date: 30/04/2023

Godown Name: %

Item Description: %

Start Date: 01/04/2023

Stock Report Summary: Total 7

Sr#	Project Name	Item Group	Item Desc	Item Code	Unit	Opening Stock Qty (A)	Sparring Stock Value	Stock Received Qty (B)	Stock Received Value	Total Stock Qty (C=A+B)	Stock Issue Qty (D)	Project Transfer Qty (E)	Goods Return Qty (F)	Total Issued Qty (G=D+E+F)	Total Issued Value	Closing Stock Qty (H=C-G)	Closing Stock Value
1	Delhi Head Office	Acc Cement	50 kg	ACM0003	Baggs	0.50	0.00	10,075.00	46,66,800.00	16,075.00	15.90	0.00	12.00	27.90	12,208.00	1,988.00	45,01,892.00
2	Delhi Head Office	ADHESIVE	BLOCK ADHESIVE (90%)	MH0001	Baggs	0.00	0.00	95.00	13,040.00	95.00	25.90	0.00	0.00	25.90	5,569.00	40.00	7,544.00
3	Delhi Head Office	Agg	10mm	A100001	Morets	0.00	0.00	5.50	31,220.00	5.50	0.00	0.00	0.00	0.00	0.00	5.50	31,220.00
4	Delhi Head Office	Aggregates	Rubble	2370004	Can	0.00	0.00	99.00	4,40,900.00	99.00	23.90	0.00	20.00	43.90	2,64,000.00	32.00	1,76,000.00
5	Delhi Head Office	Plumbing	Acryl Pice 150 to mm	PLM0001	N/Ps	0.50	0.00	2,005.00	28,07,000.00	2,005.00	15.90	0.00	10.00	25.90	35,004.00	1,990.00	27,77,000.00
6	Delhi Head Office	Spare Parts	EXHAUST SUCKET BEAR	070004	KGS	0.00	0.00	0.00	376.00	0.00	0.00	0.00	0.00	0.00	276.00	0.00	0.00
7	Delhi Head Office	Water proofing material	Water proofing-Or Filt LEP	8000001	Sqft	0.00	0.00	138.00	95,700.00	138.00	0.00	0.00	5.00	5.00	5,750.00	121.00	94,949.00
						0.00			79,80,804.00						3,22,728.00		76,74,366.00

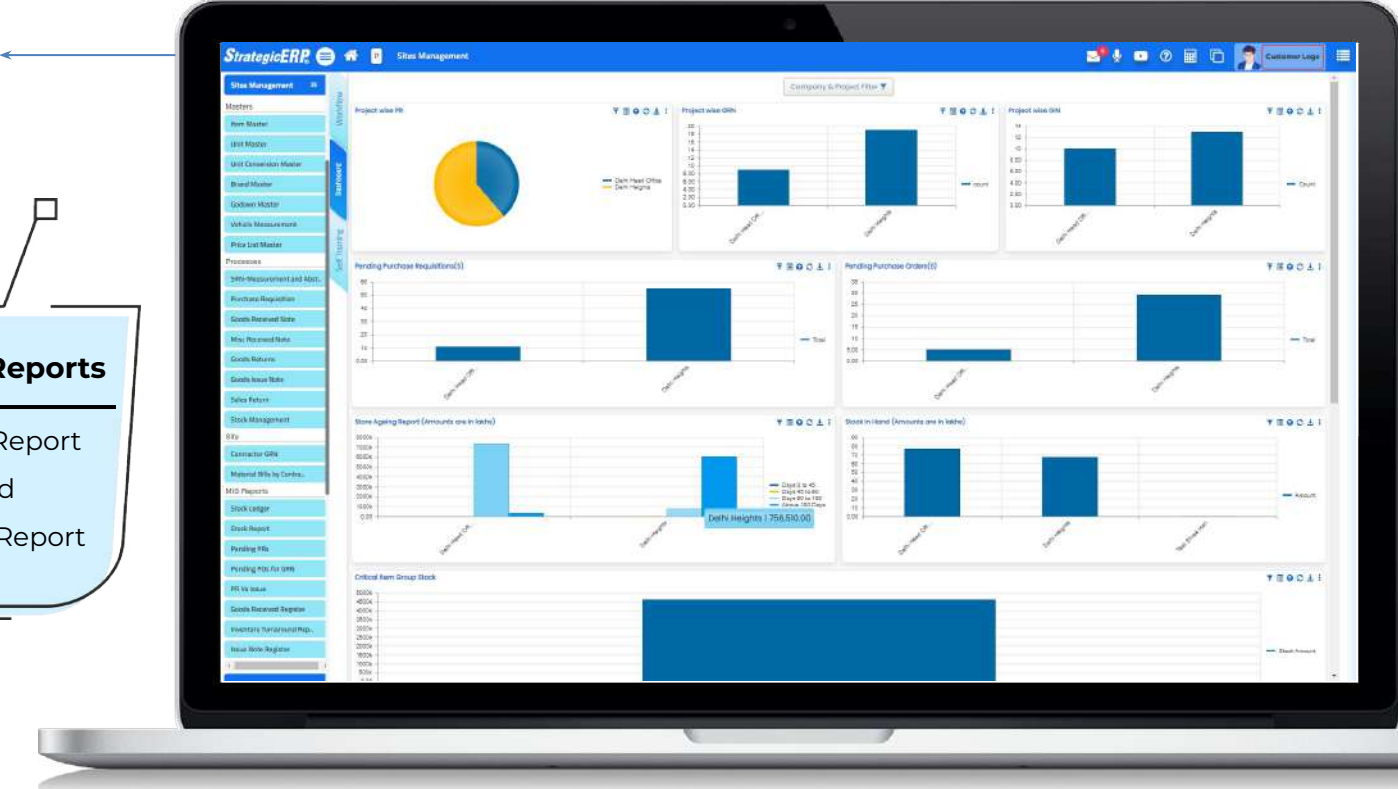
Print (P)

Not Able To See

Dashboard Reports | Site Management



Project-Wise PR



Other Critical Reports

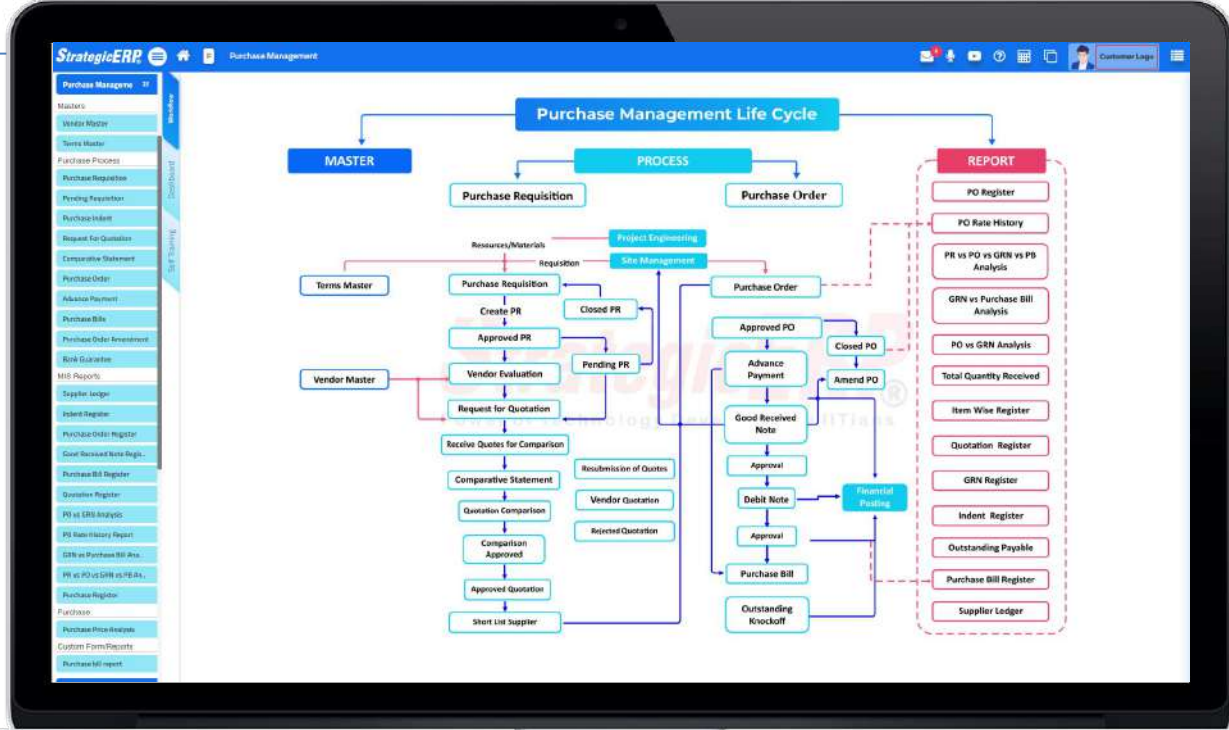
- Store Aging Report
- Stock in-Hand
- Stock Aging Report



Real Estate Medium Module Flow | Purchase Management

Purchase Management

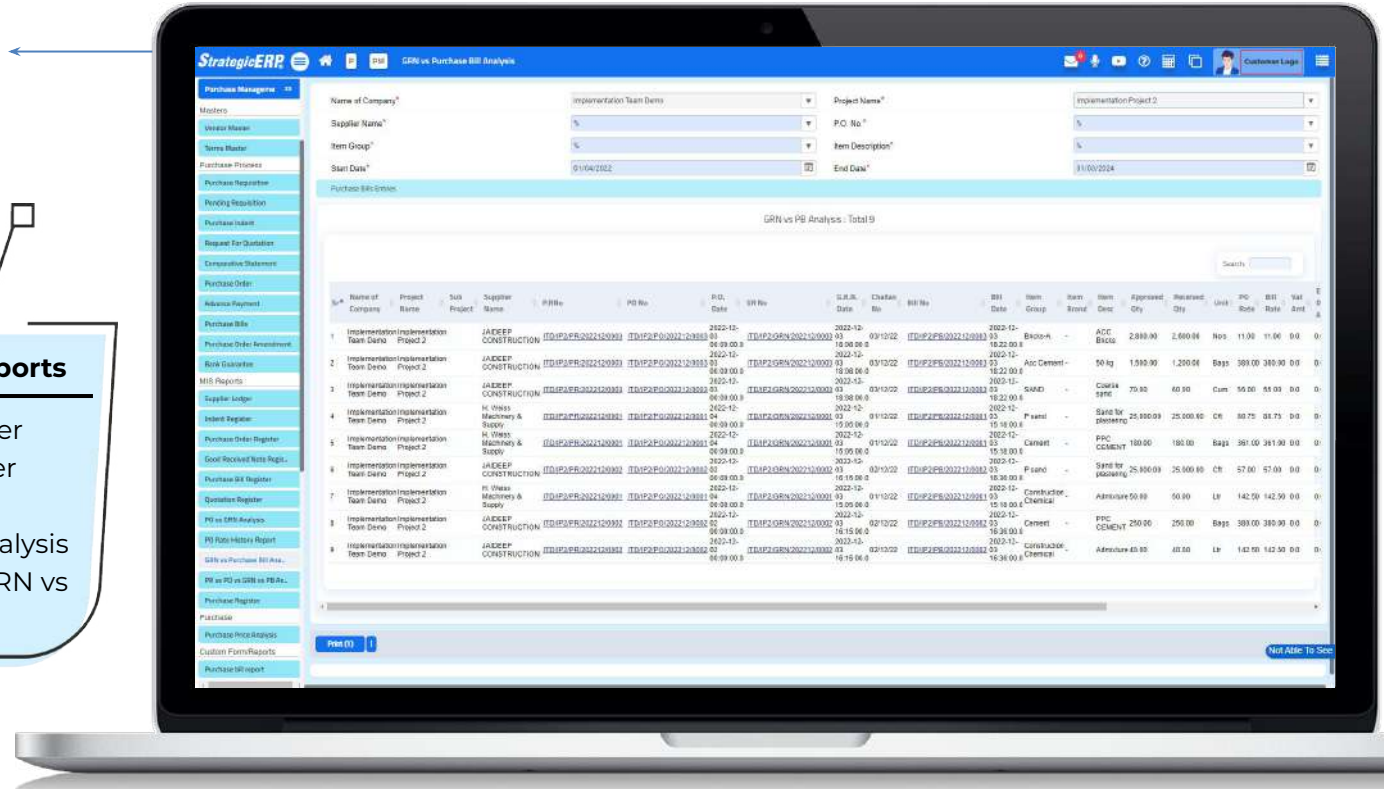
Manage Purchase Requisition, Pending Requisition, Comparative Statement, Shortlist Vendor, Purchase Order, Advance Payment, P.O Closing Quantity, and Vendor Evaluation



MIS Reports | Purchase Management



GRN vs Purchase Bill Analysis



Other Critical Reports

- Supplier Ledger
- Indent Register
- PO Register
- PO vs GRN Analysis
- PR vs PO vs GRN vs PB Analysis

Dashboard Reports | Purchase Management

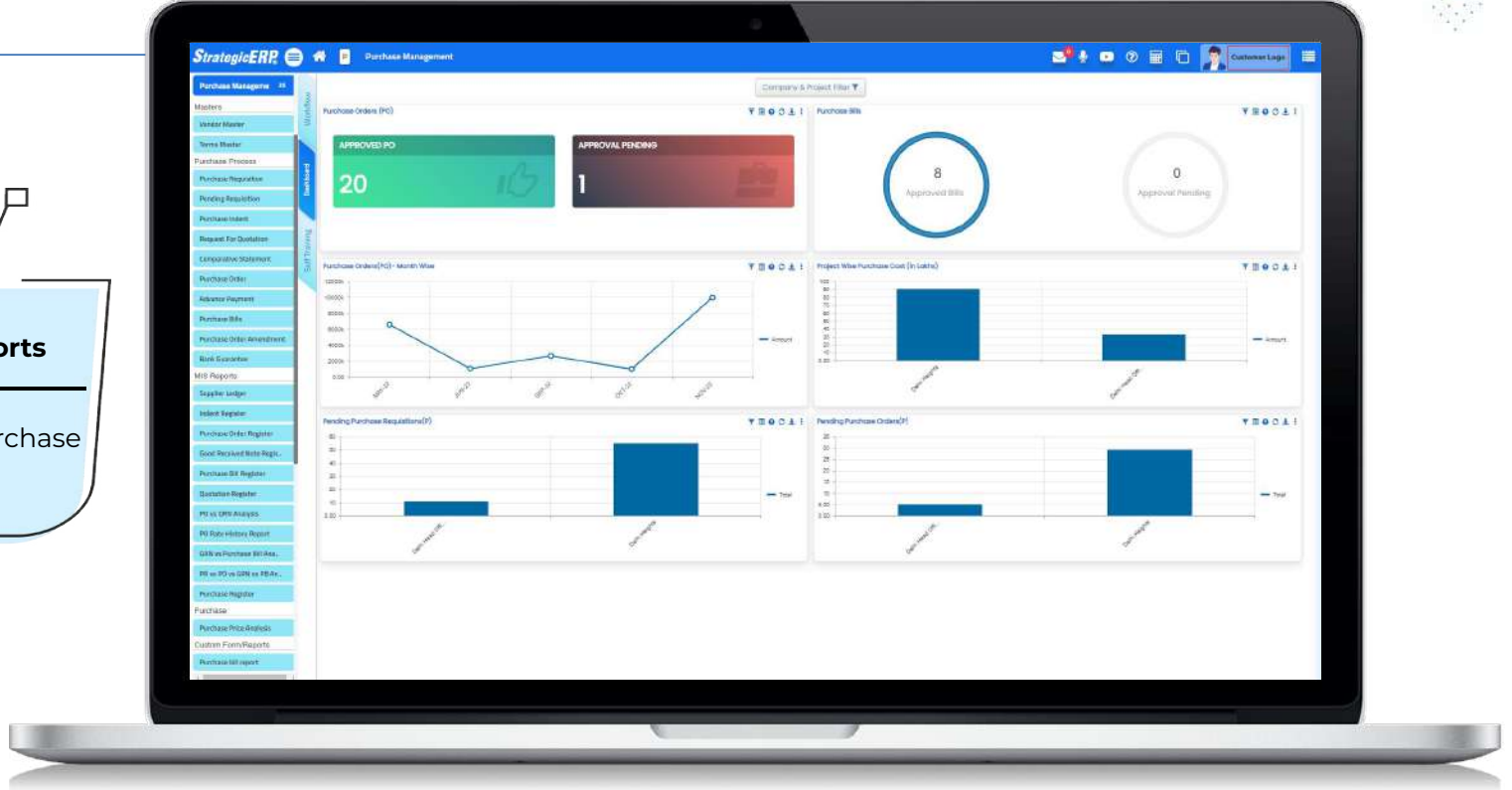


Purchase Order



Other Critical Reports

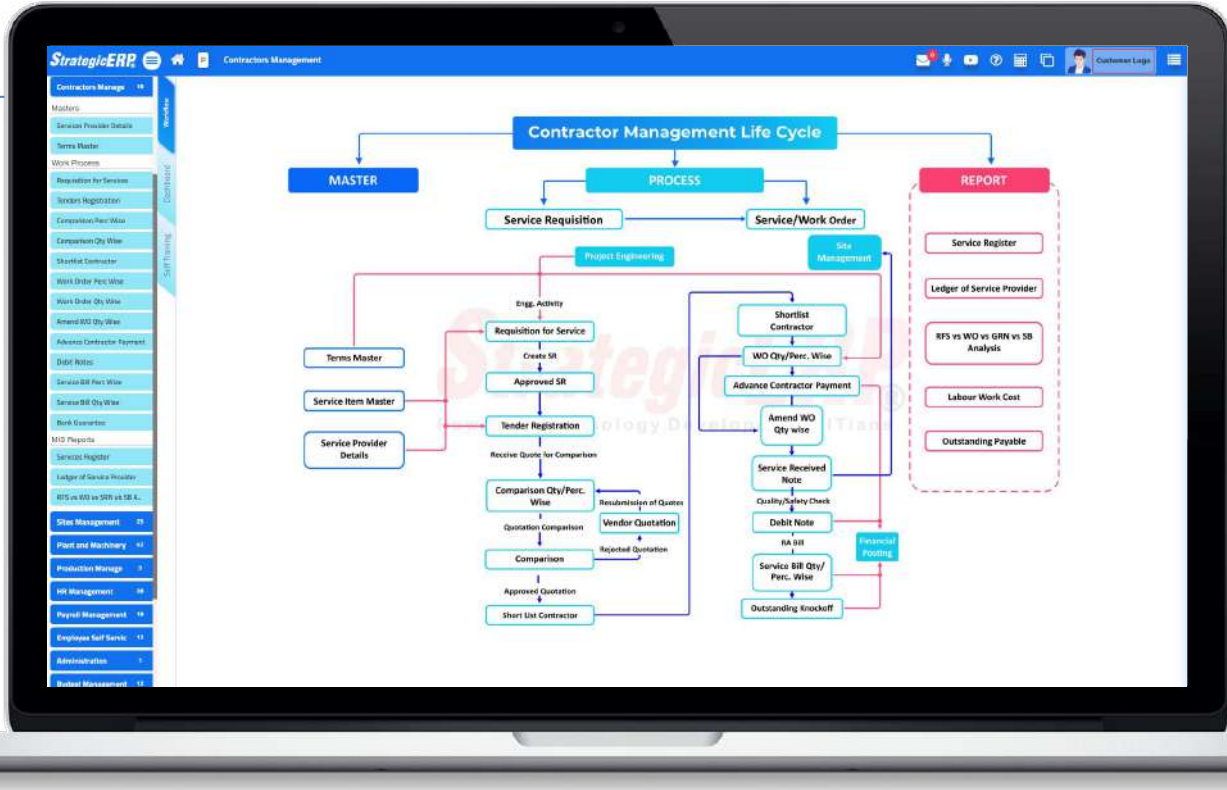
- Project-Wise Purchase



Real Estate Medium Module Flow | Contractors Management

Contractors Management

Manage Requisition for Services, Tender Registration, Comparison- Perc & Qty Wise, Work Order- Perc & Qty Wise, Amend WO Qty Wise, and Service Bill- Perc & Qty Wise



MIS Reports | Contractors Management



RFS vs. WO vs. SRN
vs. SB Analysis



Other Critical Reports

- Services Register
- Ledger of Service

StrategicERR RFS vs WO vs SRN vs SB Analysis

Contractors Manage 18

Matched: Name of Company* Delhi Infra Pvt. Ltd. Project Name* %

Service Provider Details: Sub Project Name* % Lane# %

Terms Master: Activity Code* % C.R. No.* %

Work Process: Contract Name* % Work Order No.* %

Requestion for Services: SRN No.* % SR No.* %

Service Negotiation: Group* % From Date* 01/04/2022

Competition Fee Wise: To Date* 18/04/2022

Competition Qty Wise: %

Skanska Contractor: %

Work Order Fee Wise: %

Work Order Qty Wise: %

Amount Billed Qty Wise: %

Advance Contractor Payment: %

Date Filter: %

Service Bill Part Wise: %

Service Bill Qty Wise: %

Bank Statement: %

MIS Reports: %

Services Register: %

Ledger of Service Provider: %

RFS vs WO vs SRN vs SB A...: %

Site Management: 75

Plant and Machinery: 13

Production Managa: 1

HR Management: 18

Payroll Management: 18

Employee Self Service: 13

Administration: 1

City Wise Percentage Wise

Qty Wise Summary Analysis: Total Bils

Sr#	Project Name	Sub Project Name	Activity Group	Activity Code	Activity Name	Particulars	Estimate Qty	Estimate Rate	Estimate Amount	Service requestion no	Service requestion date	Current Service request Qty	Balance Service request Qty	Req. Status	Contractor Name	Work order number	Work order date	Work order qty	Work order rate	Work order Amount	WO Qty from Service request	Balance Qty from Service request
1	Delhi Outage	HTFC	WO	ES01-N1FC-1.23	Supply and Filing the complete	Supply and Filing the complete	37,000.00	0.00	0.00	05202025	12/12/2022	37,000.00	0.00	Approved	Esap Traders	Del11010100020200020000	12/12/2022	37,000.00	146.50	54,94,500.00	0.00	-54,94,500.00
2	Delhi Head Office	SP1	From Kummer offsite to CVR Deeg	ES14-SP1-10	Excavation, laying and jointing	Excavation, laying and jointing	17,170.00	5,143.48	5,39,73,208.26	05202010	22/04/2022	17,170.00	16,170.00	Approved				0.00	0.00	0.00	0.00	0.00
3	Delhi Head Office	SP1	From Kummer offsite to CVR Deeg	ES14-SP1-11	Decisional testing of 900 mm dia	Decisional testing of 900 mm dia	17,170.00	1,571.71	2,69,06,804.19	05202012	22/06/2022	17,170.00	16,170.00	Approved				0.00	0.00	0.00	0.00	0.00
4	Delhi Head Office	SP1	From Kummer offsite to CVR Deeg	ES14-SP1-12	After setting of French road	After setting of French road	17,170.00	785.86	1,34,93,216.29	05202012	22/06/2022	17,170.00	16,170.00	Approved				0.00	0.00	0.00	0.00	0.00
5	Delhi Head Office	SP1	From Main/Sharepart to Kummer	ES14-SP1-11.1	Excavation, laying and jointing	Excavation, laying and jointing	22,185.00	79.49	1,77,83,495.85	05202020	22/06/2022	22,185.00	21,185.00	Approved	Esap Traders	Del11010100020200020000	22/06/2022	22,185.00	180.00	1,23,003.00	21,385.00	-48
6	Delhi Head Office	SP1	From Main/Sharepart to Kummer	ES14-SP1-11.2	Decisional testing of 1000 mm dia	Decisional testing of 1000 mm dia	22,185.00	1,580.49	3,72,81,070.45	05202020	22/06/2022	22,185.00	21,185.00	Approved	Esap Traders	Del11010100020200020000	22/06/2022	22,185.00	156.00	1,42,203.00	21,285.00	13
7	Delhi Head Office	SP1	From Main/Sharepart to Kummer	ES14-SP1-11.3	After setting of French road	After setting of French road	22,185.00	849.25	1,86,49,846.25	05202020	22/06/2022	22,185.00	21,185.00	Approved	Esap Traders	Del11010100020200020000	22/06/2022	22,185.00	126.00	1,29,000.00	21,959.00	7.1
8	Delhi Head Office	SP1		ES14-SP1-11.4	Excavation of soil	Excavation of soil	0.00	0.00	0.00	05202022	30/06/2022	0.00	0.00	Approved	Esap Traders	Del11010100020200020000	03/08/2022	1,434.00	0.00	0.00	0.00	-3,434.00
9	Delhi Head Office	SP1			laying of pipes	laying of pipes	0.00	0.00	0.00	05202022	30/06/2022	0.00	0.00	Approved	Esap Traders	Del11010100020200020000	03/08/2022	151.00	0.00	0.00	0.00	-151.00
10	Delhi Head Office	SP1			Supply of sand	Supply of sand	0.00	0.00	0.00	05202022	30/06/2022	0.00	0.00	Approved	Esap Traders	Del11010100020200020000	03/08/2022	182.00	0.00	0.00	0.00	-182.00



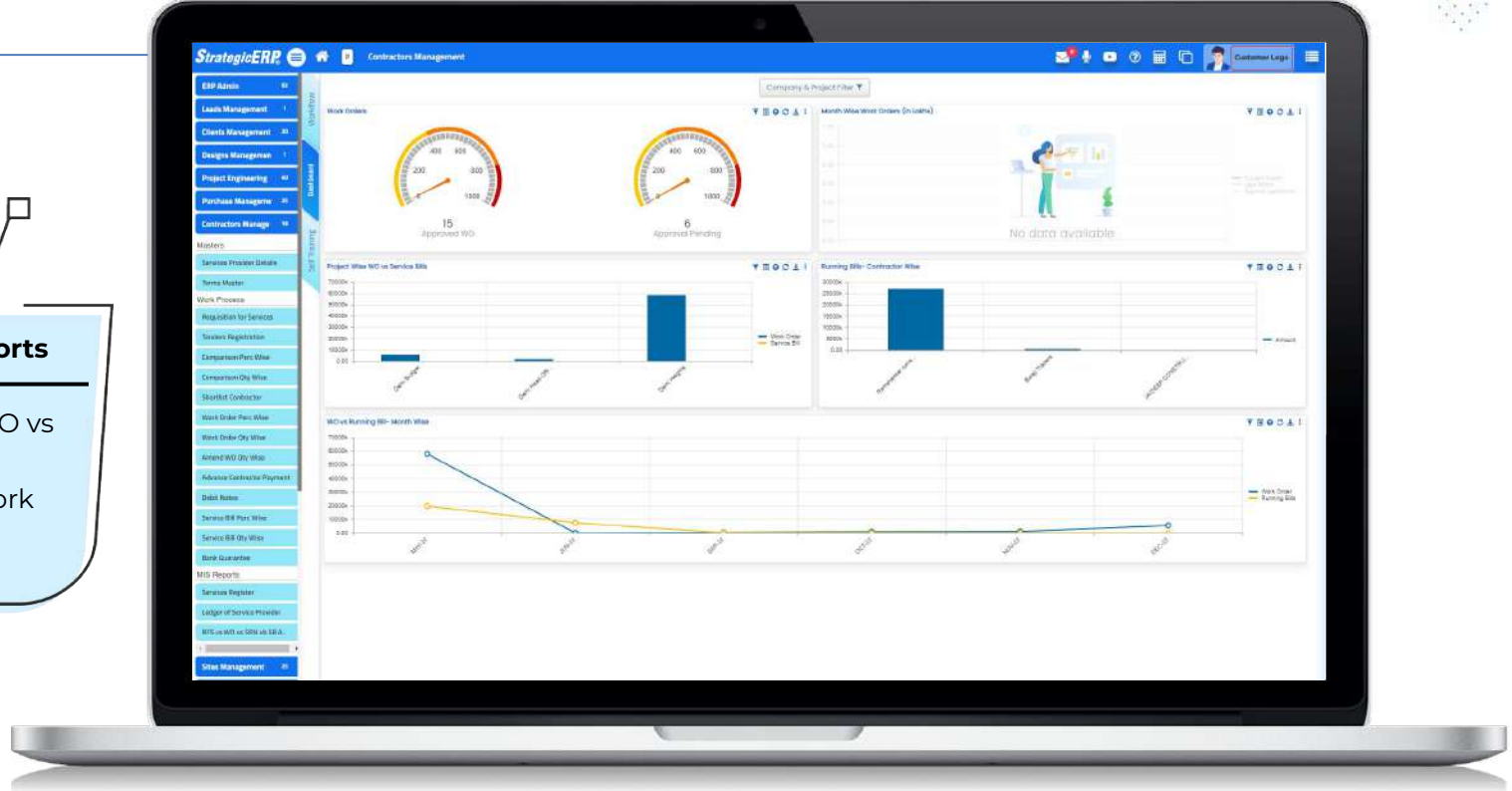
Dashboard Reports | Contractors Management



Contractors
Comparative

Other Critical Reports

- Project-Wise WO vs Work Done
- Month-Wise Work Orders

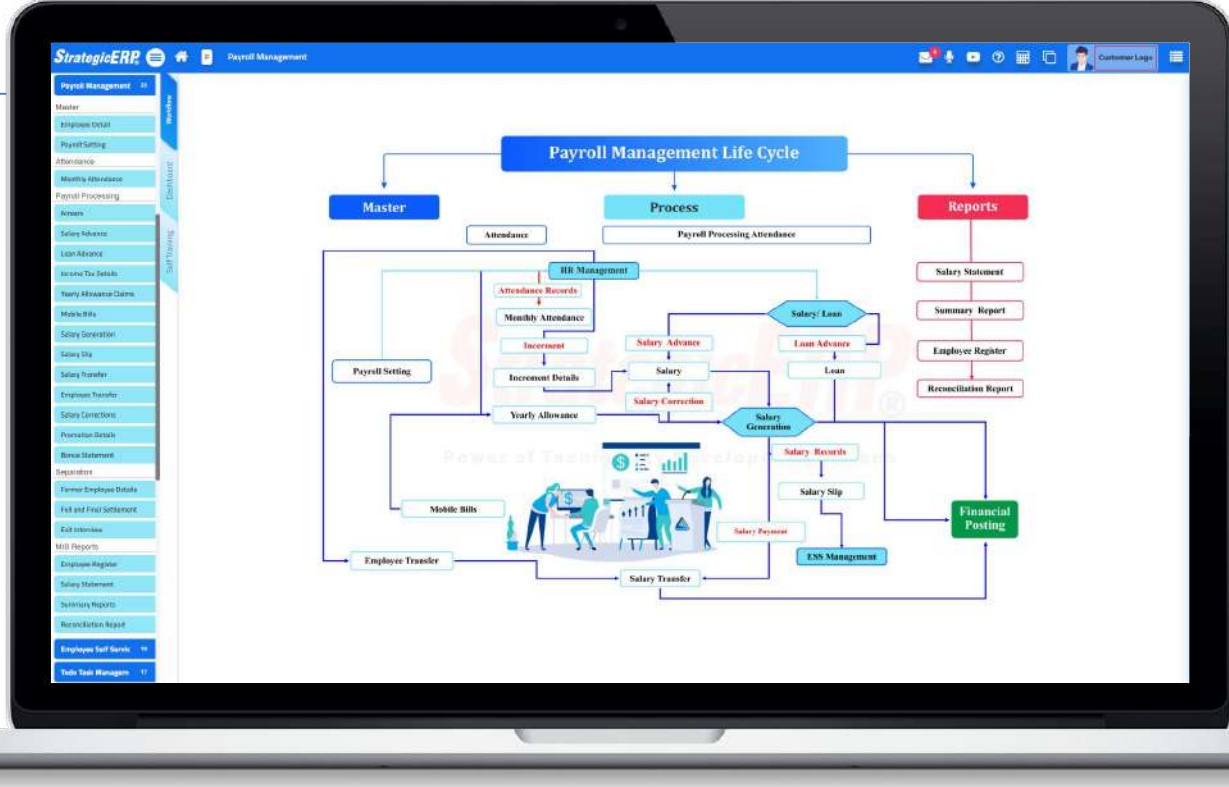


Real Estate Medium Module Flow | Payroll Management



Payroll Management

Manage Employee Details, Company Holidays, Roles and Responsibilities, Recruitment, Attendance, Leave Management, Payroll Processing, and Separation



MIS Reports | Payroll Management

Summary Reports

Other Critical Reports

- Salary Statement
- Employee Register
- Employee Ledger
- Reconciliation Report

The screenshot displays the StrategicERR software interface for payroll management. The main window shows a 'Project Wise Summary' report for the company 'ABC@your@client@Pvt. Ltd.' with a start date of 01/04/2021 and an end date of 31/04/2021. The report is titled 'Project Wise Summary: Total 5' and contains a table with the following data:

Sr#	Project Name	Start Date	End Date	Earned Gross	Total Net Salary	To
1	Testing Project123	01/04/2021	30/04/2021	2,41,007.00	2,26,915.00	3.5
2	Testing Project123	01/04/2021	31/04/2021	2,41,007.00	2,26,915.00	3.3
3	Testing Project123	01/04/2021	30/04/2021	2,41,007.00	2,16,376.00	3.3
4	Testing Project123	01/07/2021	31/07/2021	2,41,007.00	2,26,915.00	3.3
5	Testing Project123	01/08/2021	31/08/2021	2,41,007.00	2,26,915.00	3.3
				12,09,436.00	11,32,406.00	15

The interface includes a sidebar with various report categories such as Salary Statement, Employee Register, and Reconciliation Report. The top navigation bar shows 'Summary Reports' and 'Customer Login'.

Dashboard Reports | Payroll Management

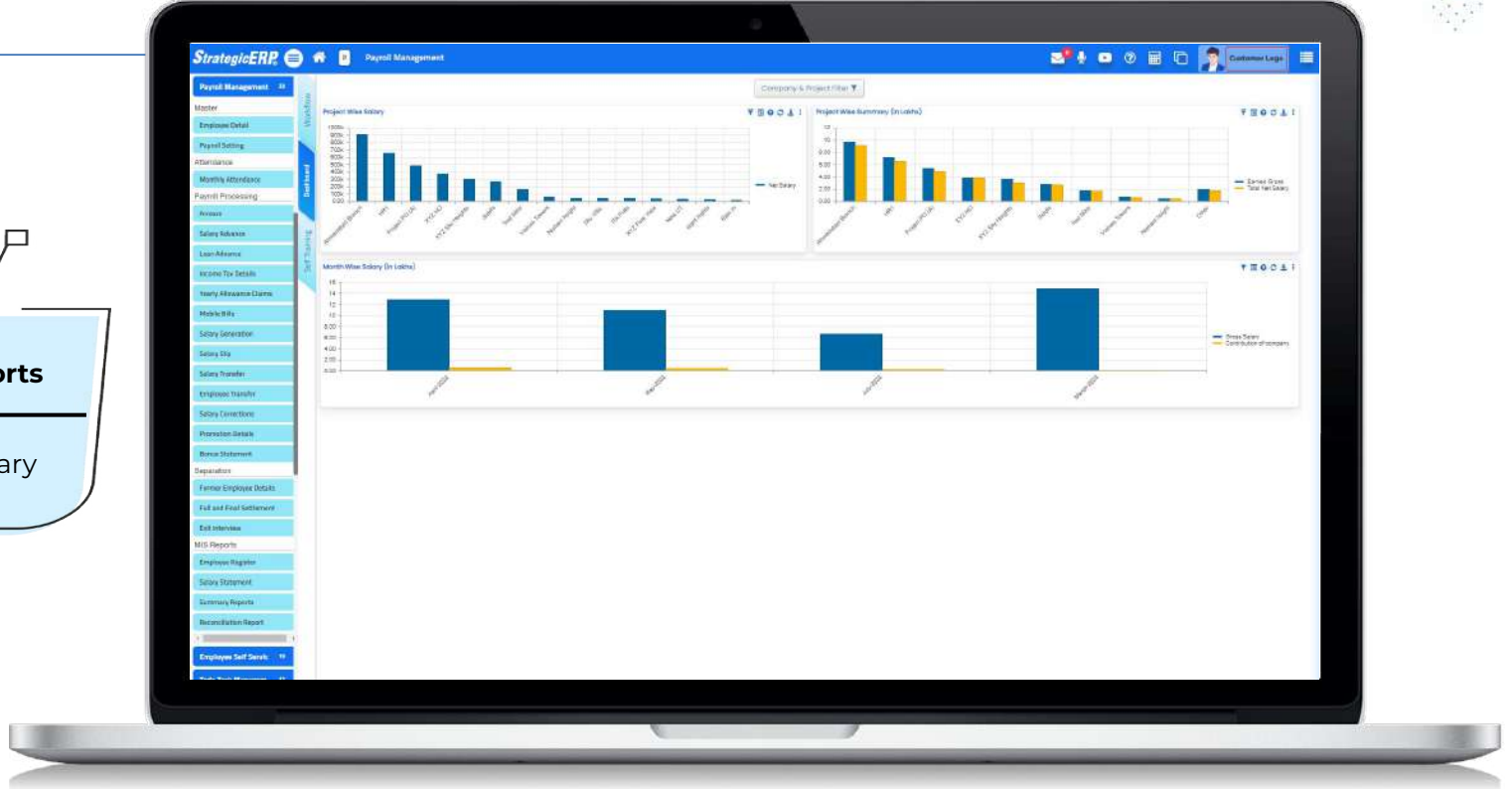


Project-Wise Salary



Other Critical Reports

- Project-Wise Salary

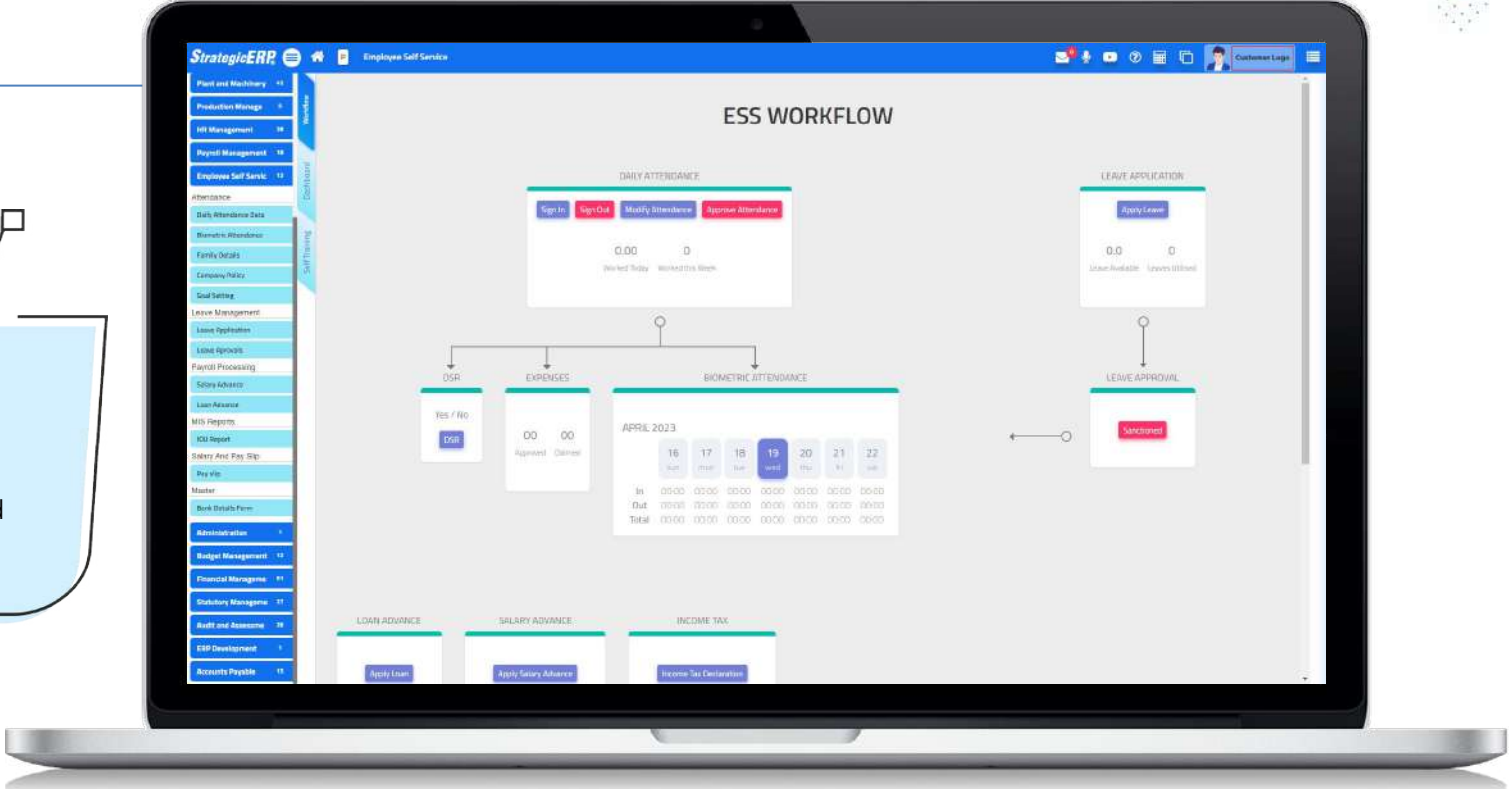


Real Estate Medium Module Flow | Employee Self-Service



Employee Self-Service

Manage Daily Attendance, Leave Application, Salary Advance, Loan Advance, and Transportation Allowance



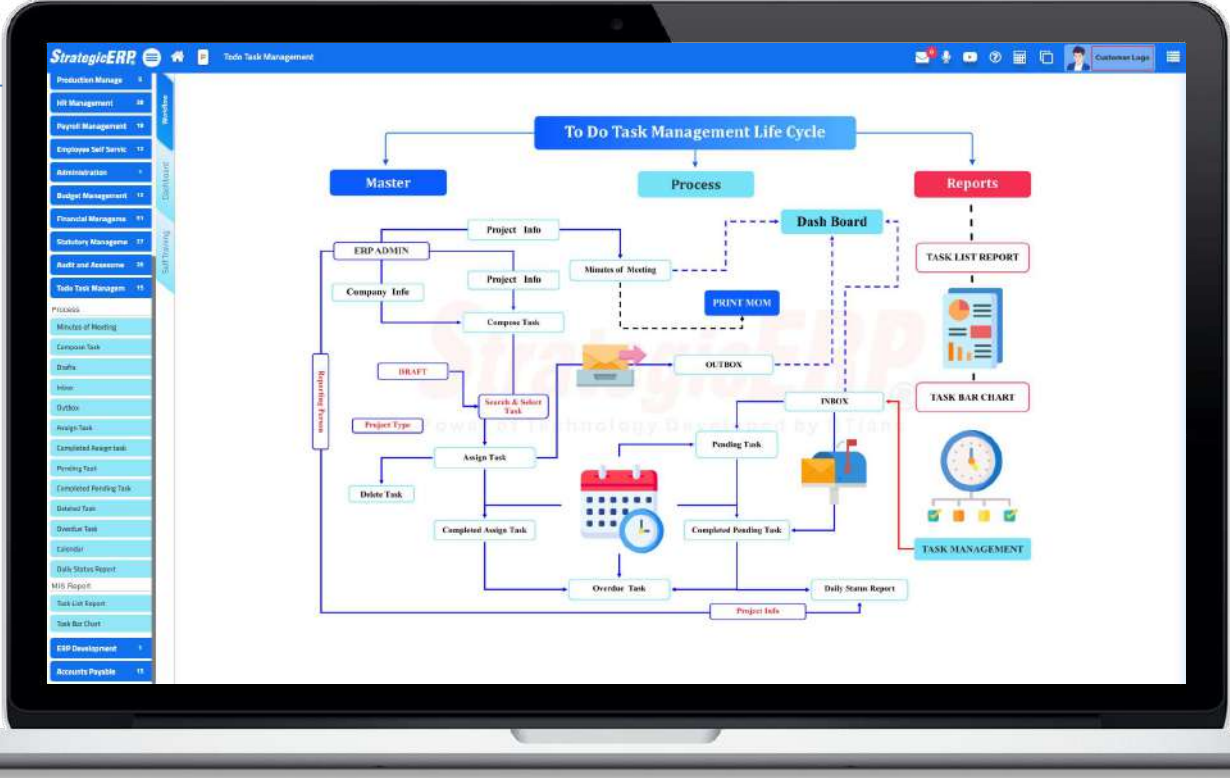
Real Estate Medium Module Flow | Todo Task Management



Todo Task Management



Assign tasks within an organization



MIS Reports | Todo Task Management

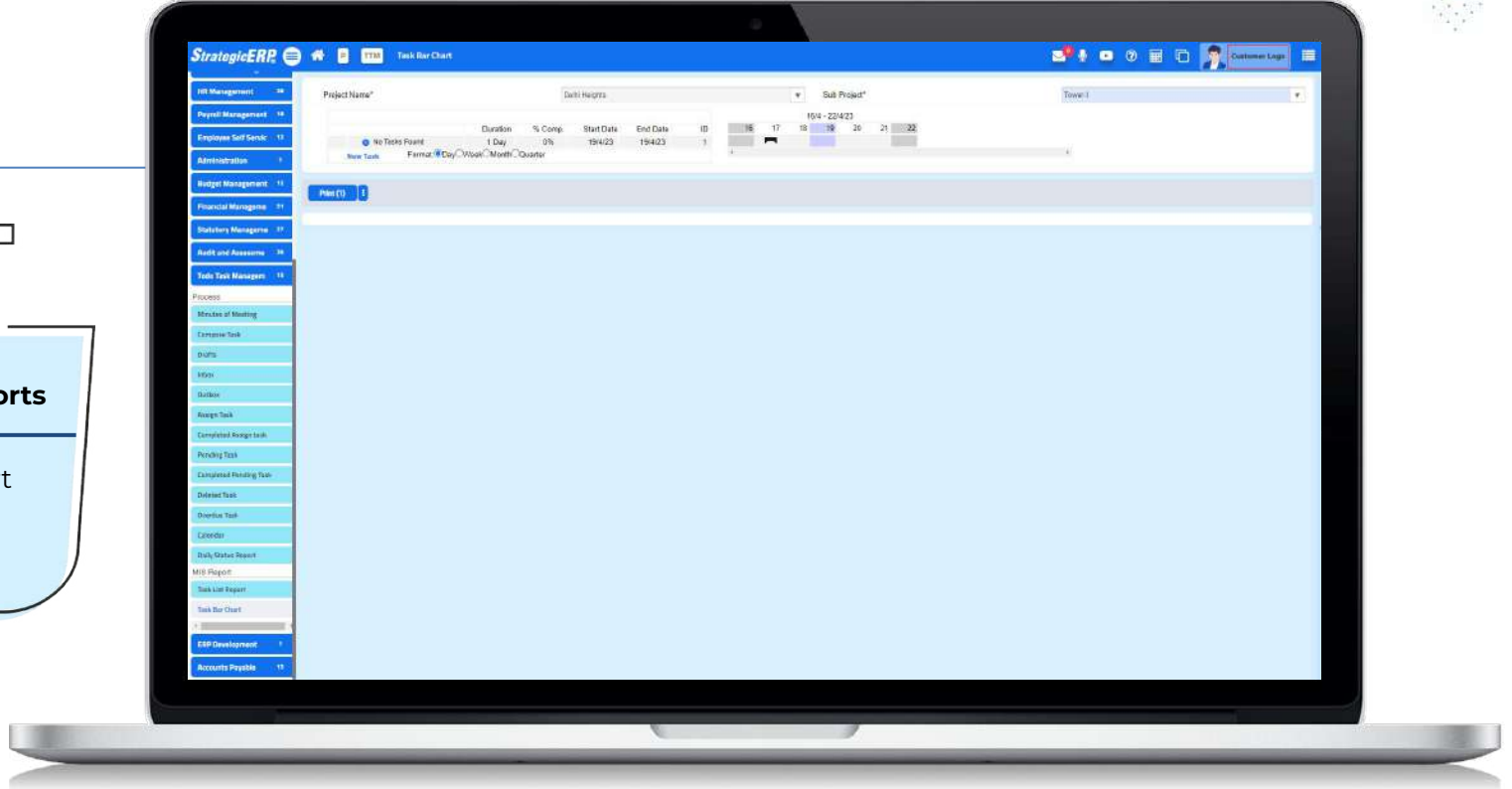


Task Bar Chart



Other Critical Reports

- Task List Report
- Task Bar Chart

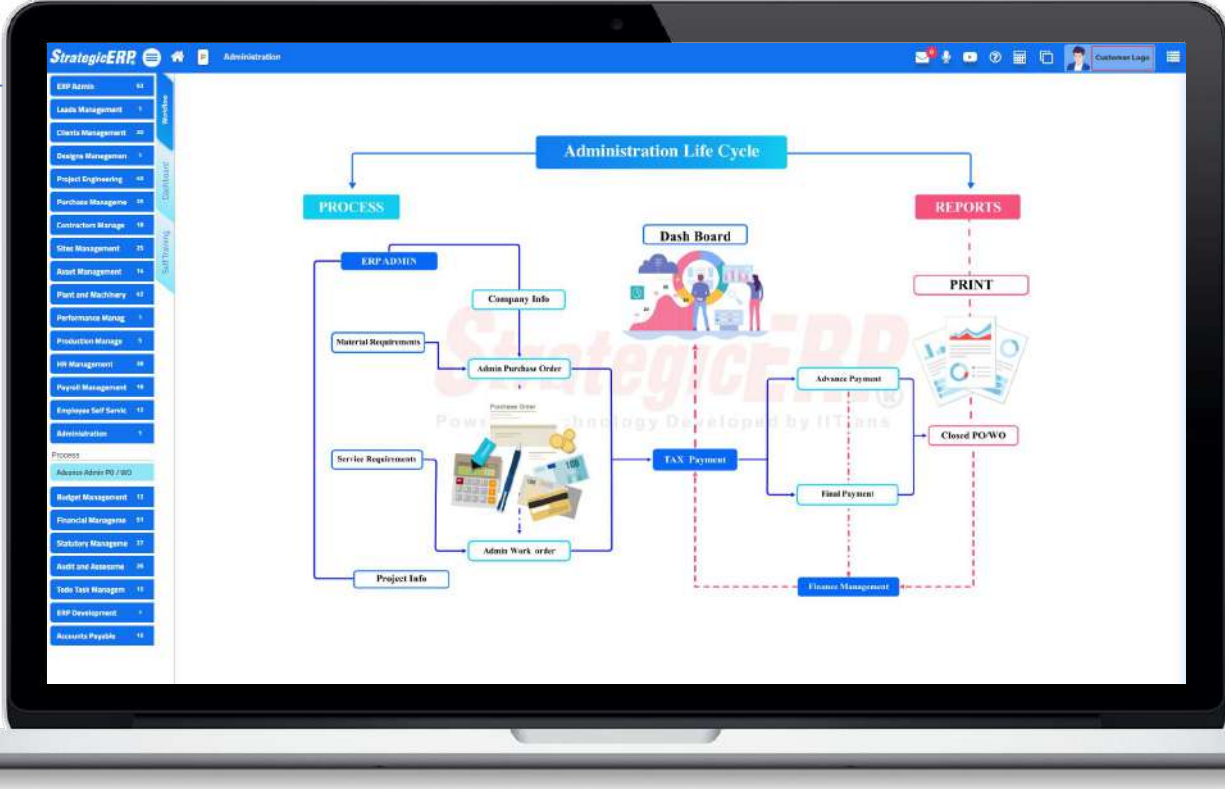


Real Estate Medium Module Flow | Administration



Administration

Manage Vendor Registration, Material/ Service Request, Material Issue, Admin, PO/WO, Sales Bill Book, Petty Cash and more...



Dashboard Reports | Administration

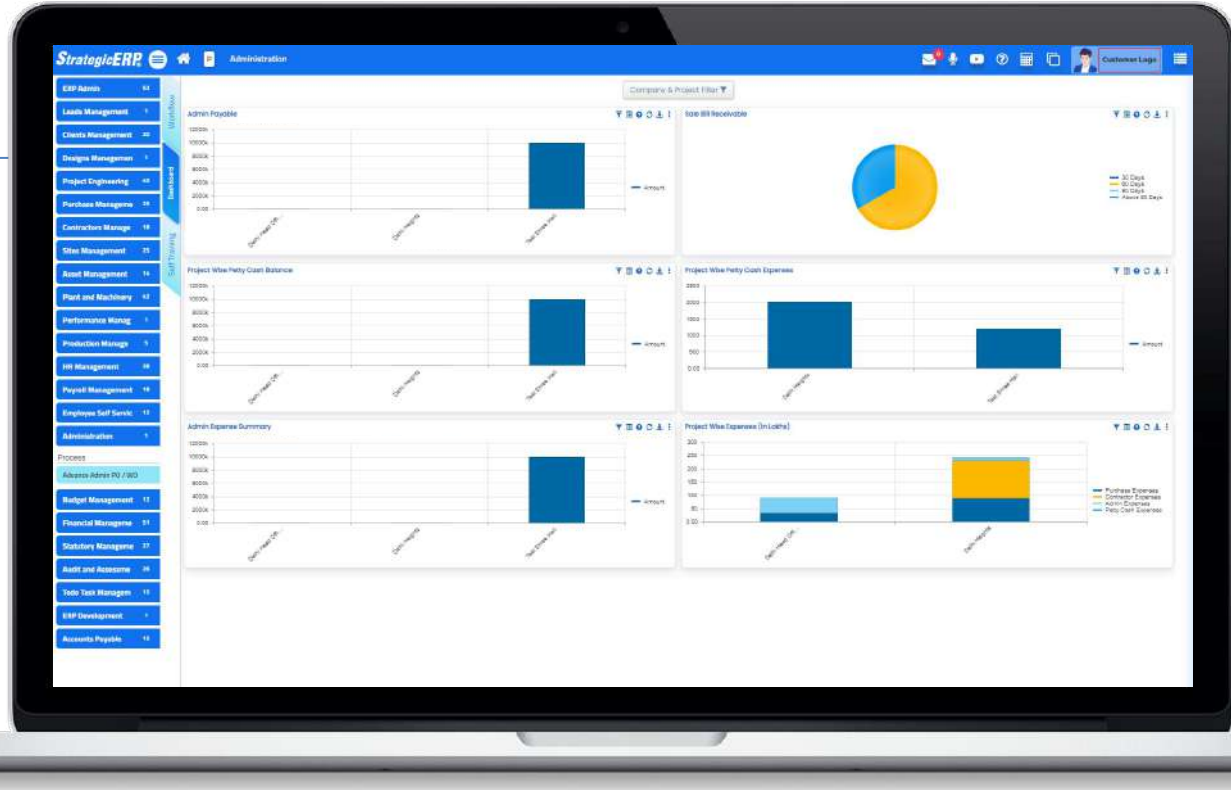


Admin Payable



Other Critical Reports

- Expense Report
- Sale Bill Receivable
- Project-Wise Petty cash Balance
- Inventory Report



Real Estate Medium : Add-on Modules



Tally Integration



IVR Integration



Email Configuration



Click-to-call



SMS Configuration



Mobile ERP App



Exhibition Integration



Customer App



Website Integration





Partner App






Available On :



Access ERP on Mobile – Anytime , Anywhere

Mobile ERP App



Available On :



Access ERP on Mobile – Anytime , Anywhere



Available On :



Access ERP on Mobile – Anytime , Anywhere

Our Association with 1000+ Esteemed Clients





PAN India



Serving Verticals



Real Estate



Infrastructure



Manufacturing



Government



**Prop-Tech ERP Solution
of The Year 2019, 2022 & 2023**



**Best Construction Software
of The Year 2019**



**Top 10 ERP Solution
Providers 2018 & 2022**



Certified Member



**25 Fastest Growing
Enterprise Software
Companies in
India**



**IT Partner
2016**

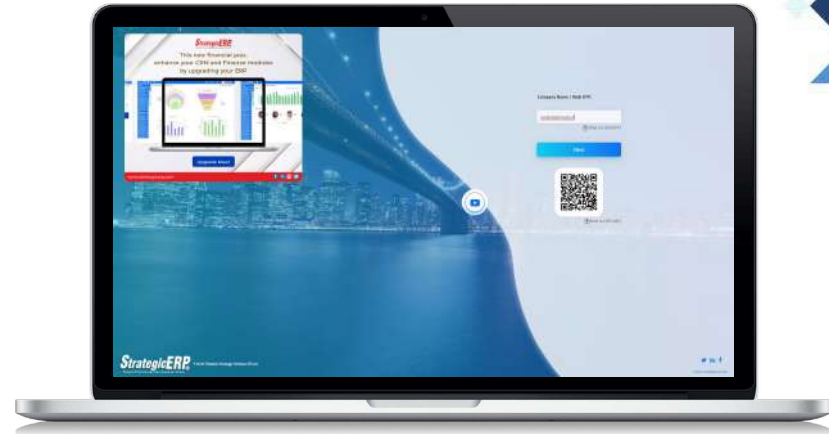


**IT Market Research &
Product Analysis 2016**



**Brand of The Year
2014**

Technical Support



StrategicERP Support Portal



<http://strategicerpcloud.com/crm/>

Username : support

Password : xyz




+91-22-25750104/5/6



support@strategicerp.com

Contact Us



MUMBAI (CORPORATE OFFICE)

ITAakash Strategic Software (P) Ltd,
5th floor, D S Business Galleria,
Near Huma Adlabs,
Beside Toyo House,
L.B.S. Road, Kanjur Marg (W),
Mumbai, 400078 INDIA.



+91-22-25770088/25750101



enquiry@strategicerp.com



Mumbai | Ahmedabad | Pune | Bangalore | Delhi NCR | Hyderabad | Jaipur | Chennai | Doha | UAE | USA | African Continent