



Project Portfolio Management




About StrategicERP

StrategicERP develops and delivers innovative **ERP solutions** specifically designed for the **Real Estate** and **Infrastructure** industry. It is a **web** and **mobile** based application **built by IITians** on proprietary **J2FX** framework.

An **AI-powered single-window** solution to automate all business processes, it ensures optimum utilization of resources, operational efficiency, and increased **productivity** and **revenue** to keep pace with changing times.

StrategicERP is racing ahead of branded traditional systems in the market owing to its technological breakthroughs, **lower costs**, multi-platform **compatibility** and cross database.

StrategicERP has **1000+ clients** across the **globe**. Some of our esteemed clients are: Phoenix Group, DS Max Properties, Paradise Group, Hiranandani Hospital, Nathani Group, Sangini Group, Hombale Group, NRP Projects, Vishwa Samudra, Vishal Infrastructure, Raj Infrastructure, Nikhil Group, RMK Infrastructure, Kundan Spaces and many more.



StrategicERP Moments



What is PPM?



Our **web** and **mobile**-based **Project Portfolio Management software** has been trusted by business leaders since **2005**, loved for its **AI-powered** features, and implemented for its proven success in increasing **productivity** and **revenue**.

The PPM software is compatible with multiple operating systems, including Windows, Linux, & Mac and has no browser or device dependability.

PPM software helps you manage **core business functions**:

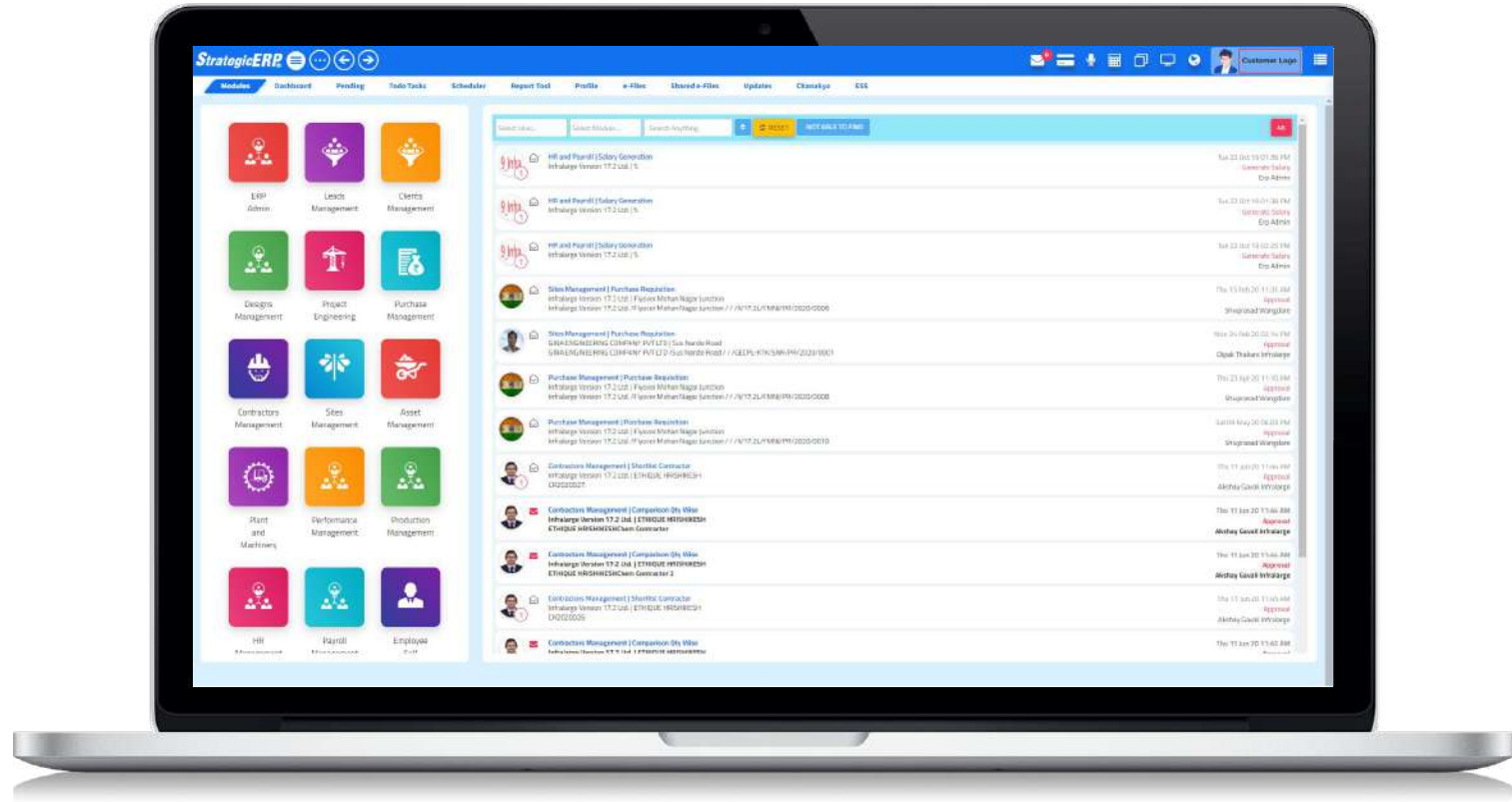
- Project Engineering
- Sites Management
- Purchase Management
- Contractors Management

Integration with **innovative technologies**:

- Tally, MS Excel, MSP
- Voice commands
- Digital media integration
- Biometrics and Face ID
- HR voice assistant
- IoT integration
- Low code/ No code programming
- Multiple third-party integrations
- GIS management
- Mobile apps












PPM Menu Screen - Modules



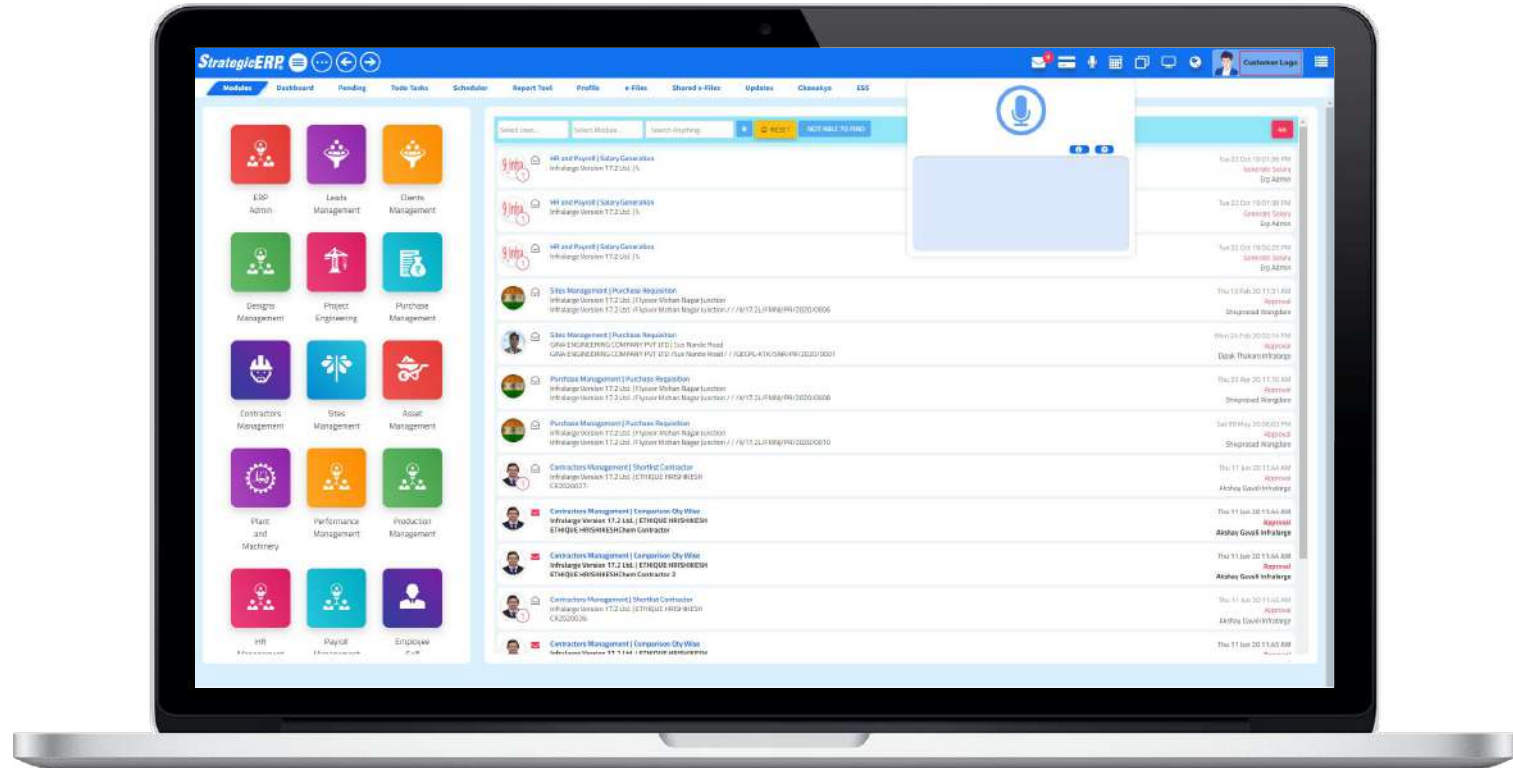
Advanced Features



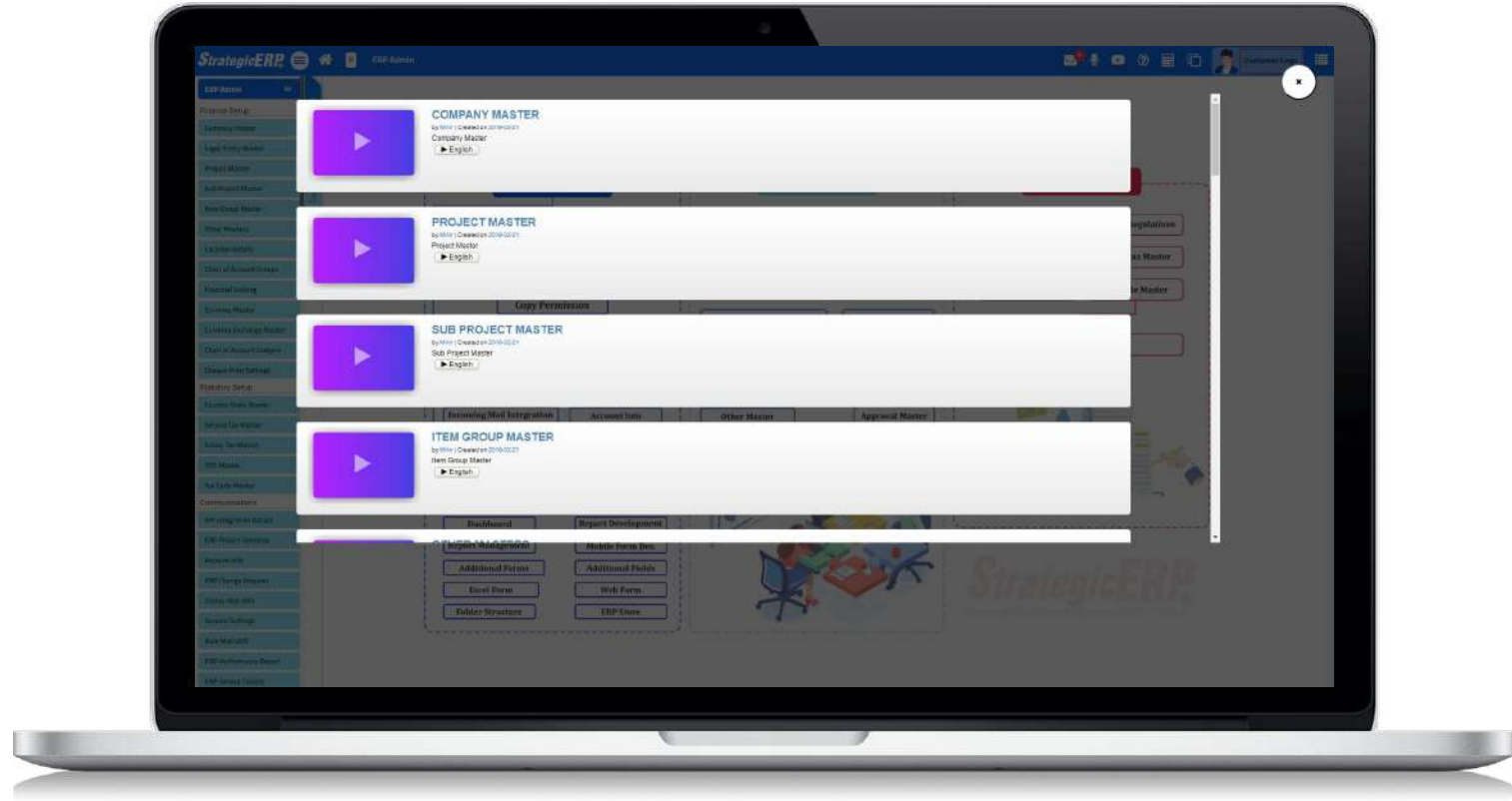
AI and Machine Learning Technology

-  Mail Conversation
-  Voice Command
-  Dashboards
-  Calculator
-  Multiple Tab
-  Background Option
-  Multiple Language
-  User Profile
-  ERP User Chat

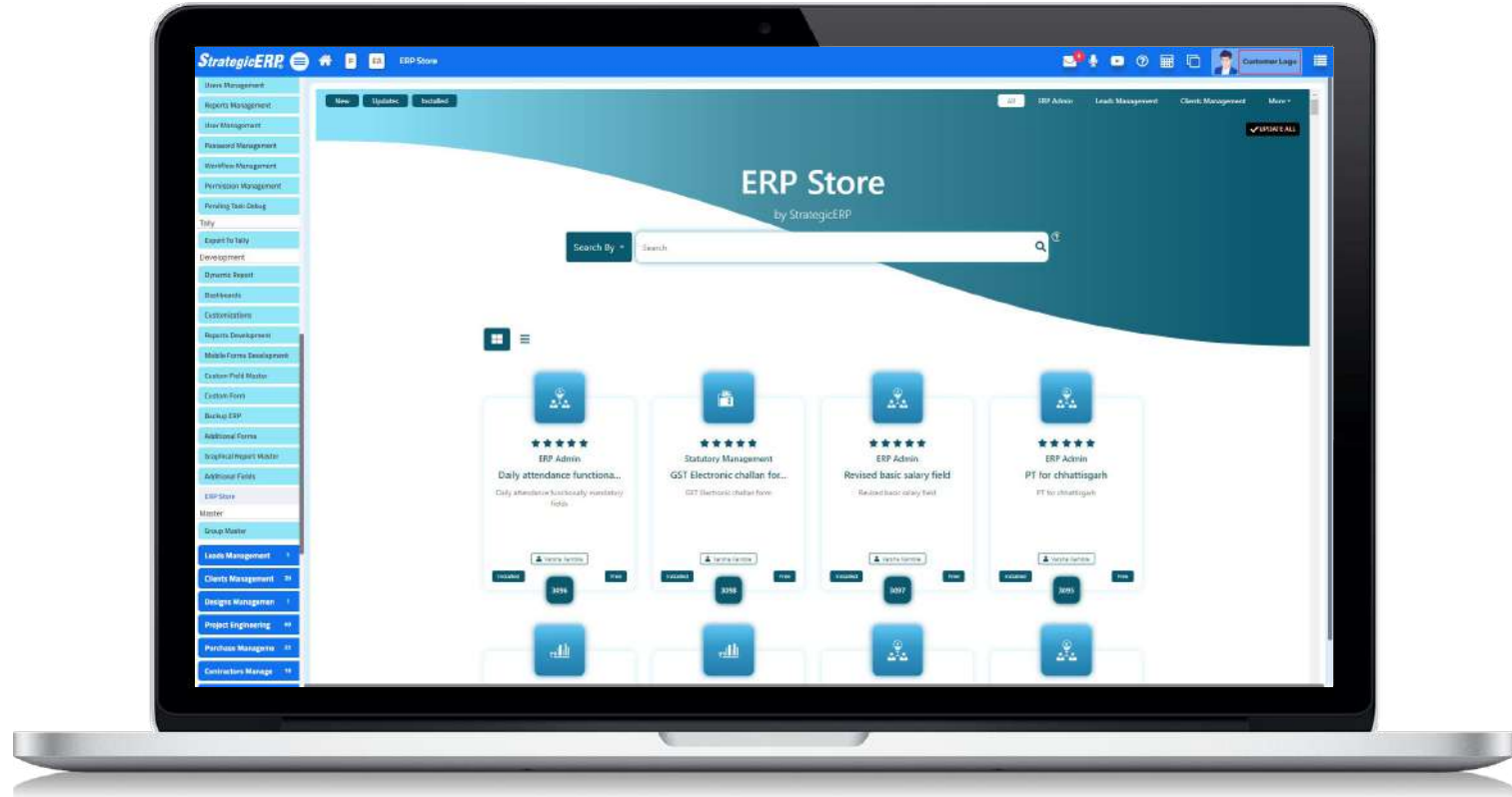
Voice Search – Conversational User Interface for Instant Details



Video Tutorials – Easy to Learn with Online Tutorials



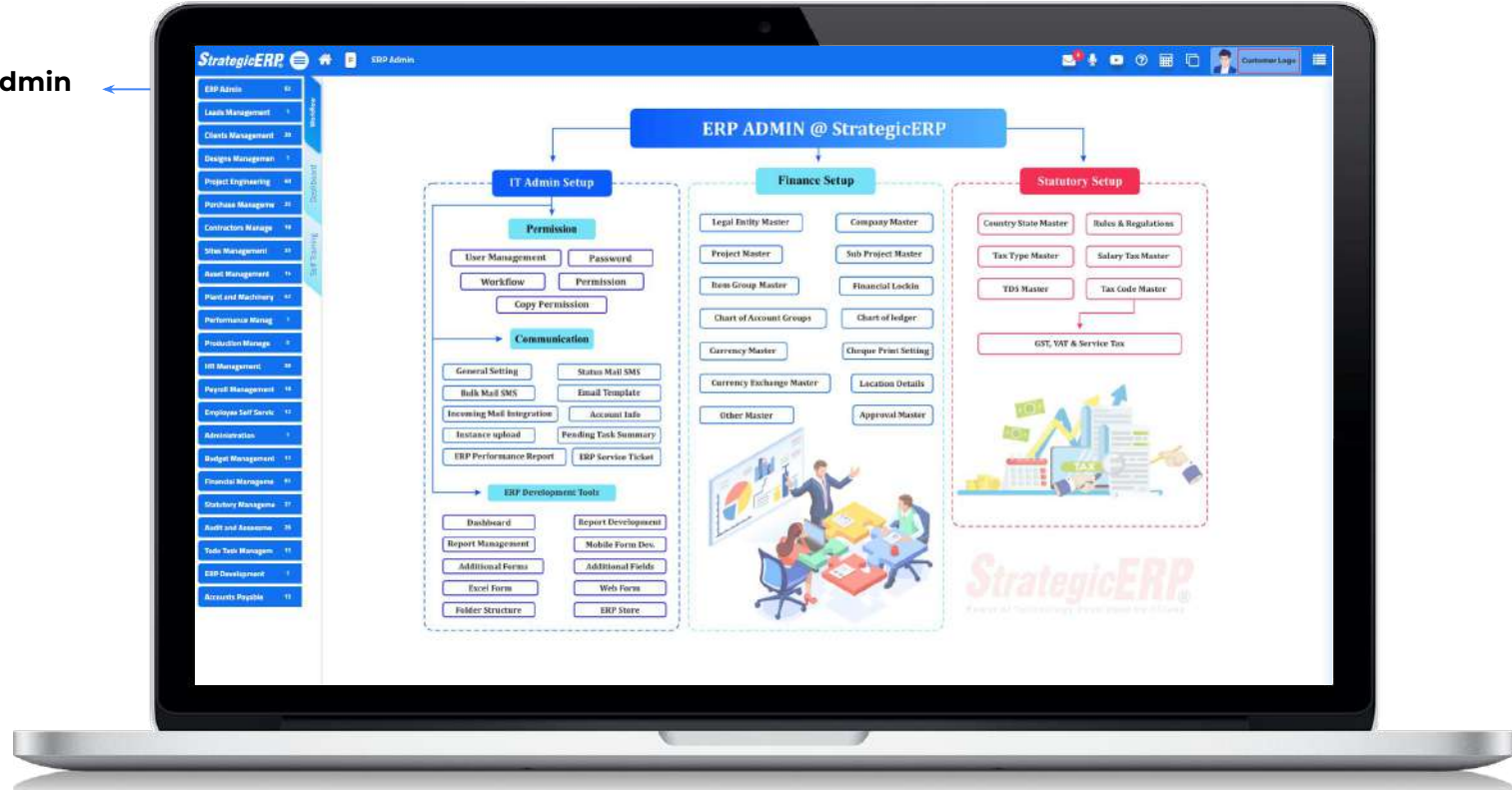
ERP Store – Install and Update new Developments



PPM Module Flow | ERP Admin



ERP Admin

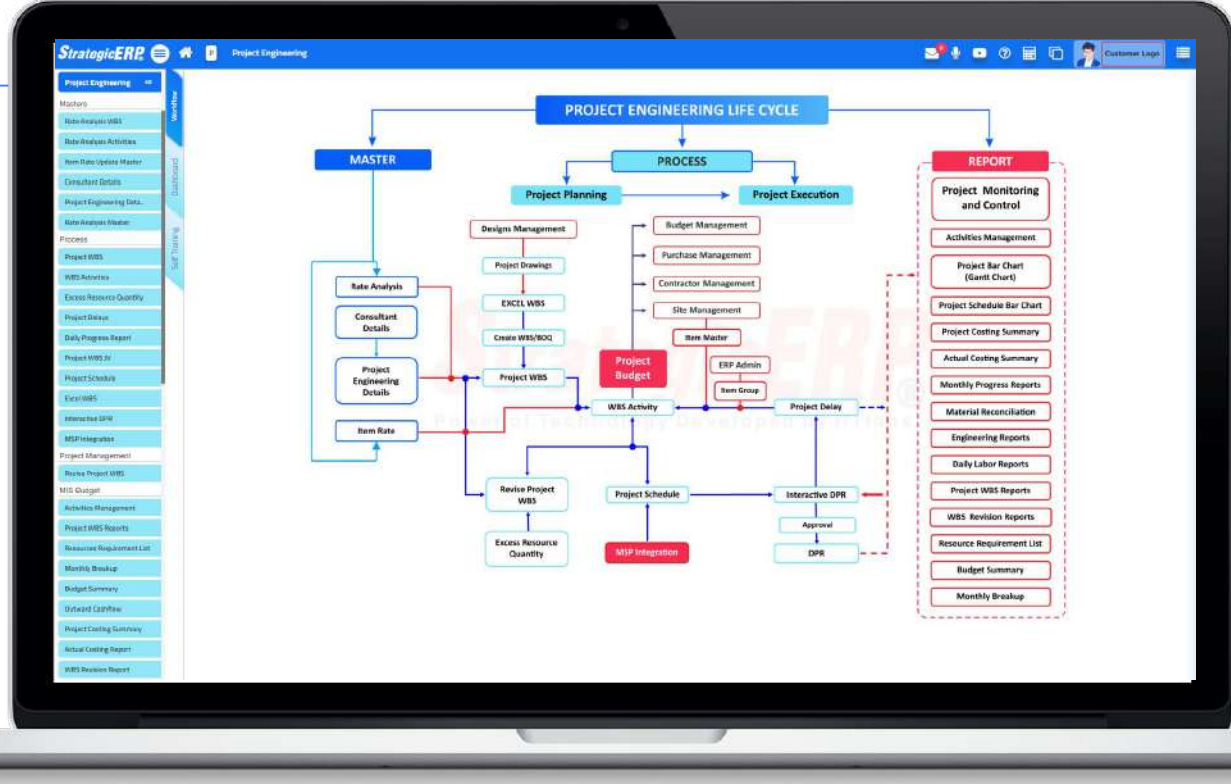


PPM Module Flow | Project Engineering



Project Engineering

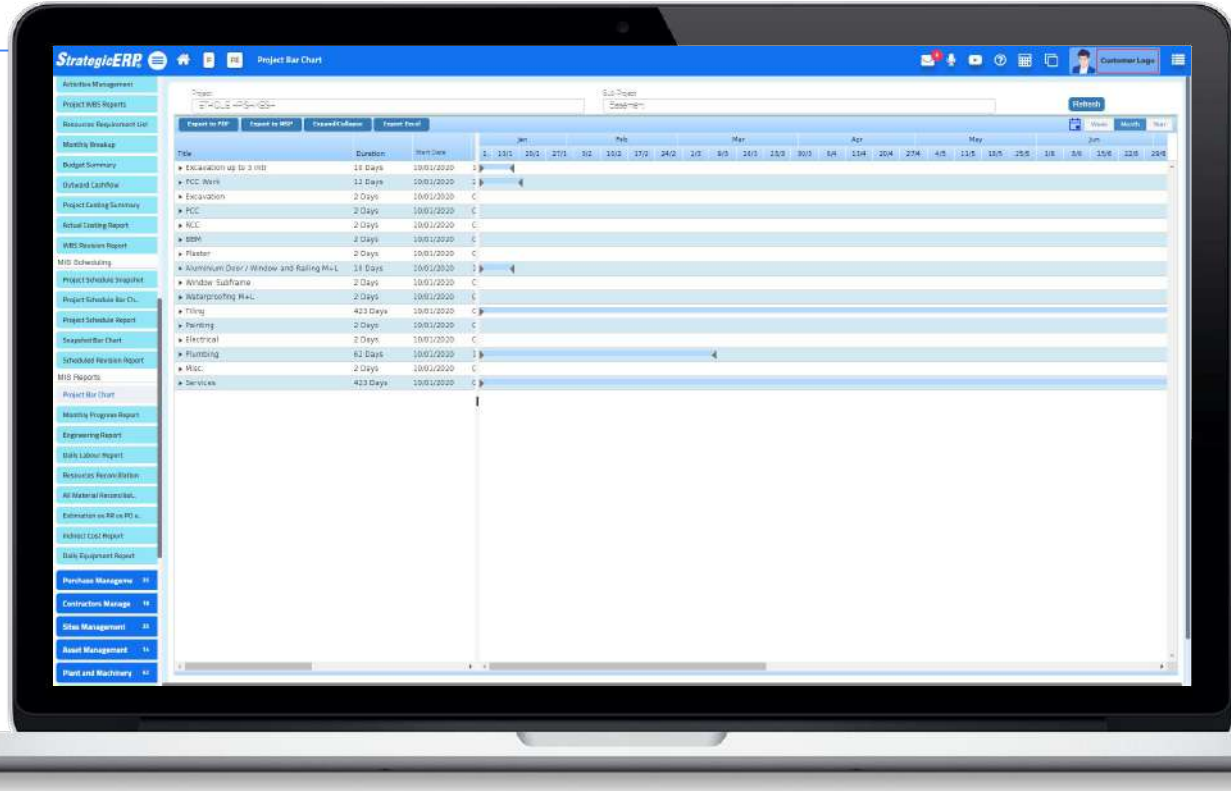
Manage Project Activities, Project Drawings, Project Delays, Graphical DPR, Activity Material, Labour Monthly Breakup, Budget Summary, and Outward Cash flow



MIS Reports | Project Engineering



Project Bar Chart



Other Critical Reports

- Snapshot Bar Chart
- Engineering Report
- Daily Labour Report
- Thumb Rule Report
- Abstract Summary
- Material Reconciliation



Dashboard Reports | Project Engineering

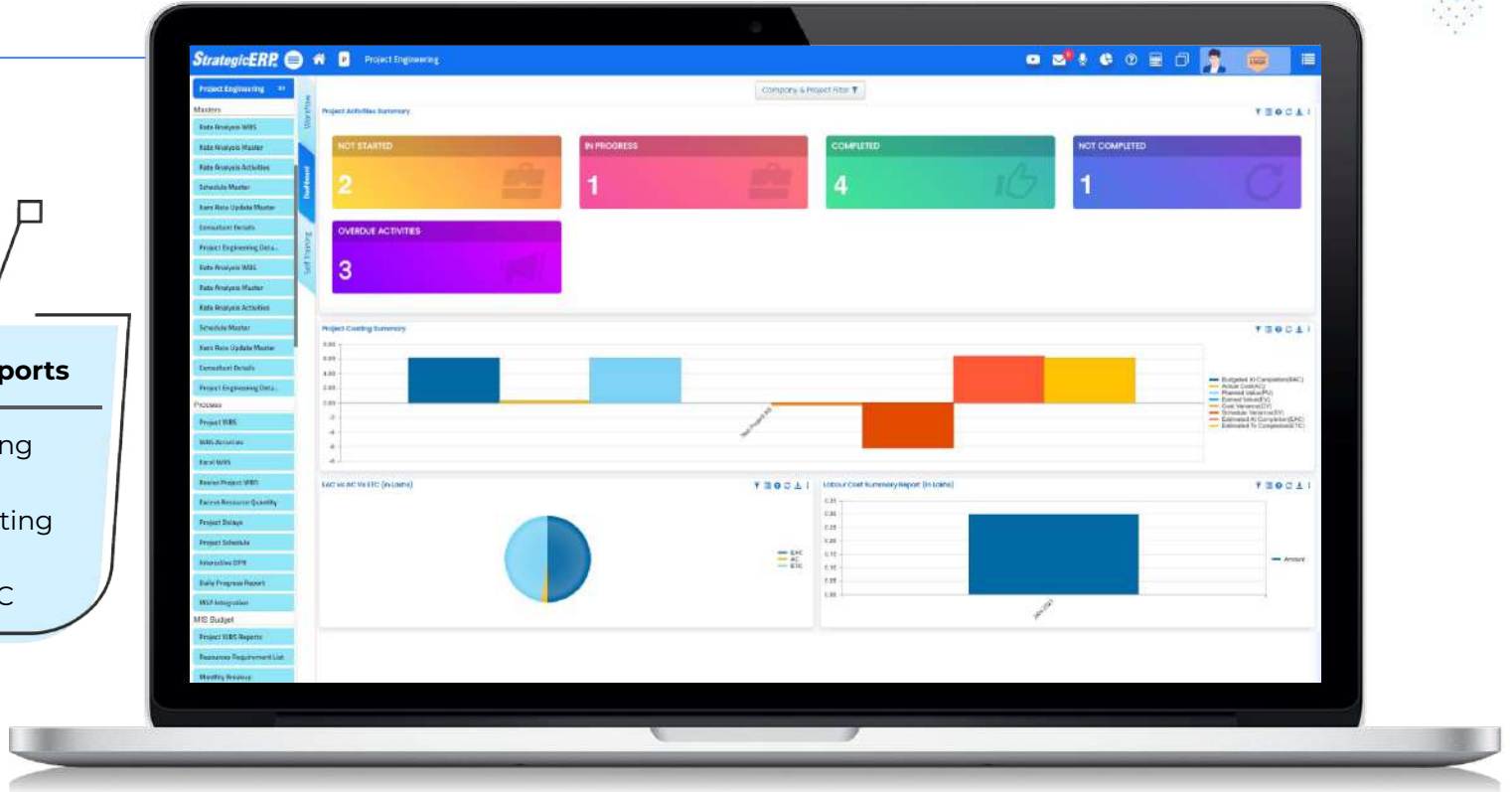


Project Activity Summary



Other Critical Reports

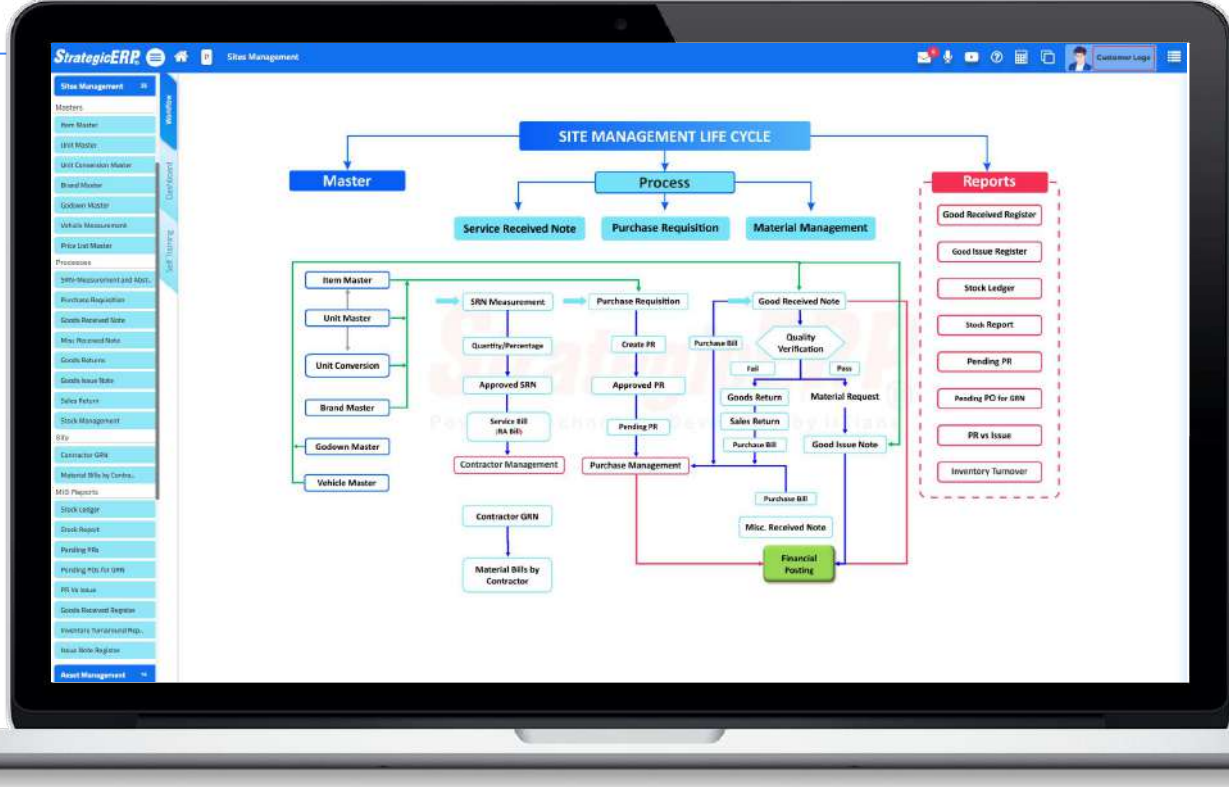
- Level-Wise Costing Summary
- Month-Wise Costing Summary
- EAC Vs AC Vs ETC



PPM Module Flow | Site Management

Site Management

Manage SRN- Measurement and Abstract, Purchase Requisition, and Goods Received Notes



MIS Reports | Site Management

PR vs Issue

Other Critical Reports

- Stock Ledger
- Stock Report
- Pending PRs
- Pending POs for GRN
- Goods Received Register

StrategicERR Stock Report

Name of Company: Delhi Infra PM L30

Project Name: Delhi Head Office

Item Group: %

Voucher No: %

End Date: 30/04/2023

Godwin Name: %

Item Description: %

Start Date: 01/04/2023

Stock Report Summary: Total 7

Sr#	Project Name	Item Group	Item Desc	Item Code	Unit	Opening Stock Qty (A)	Opening Stock Value	Stock Received Qty (B)	Stock Received Value	Total Stock Qty (A+B)	Stock Issue Qty (C)	Project Transfer Qty (E)	Goods Return Qty (F)	Total Issued Qty (B+C+E+F)	Total Issued Value	Closing Stock Qty (A-C)	Closing Stock Value
1	Delhi Head Office	Acc. Cement	50 Kg	ACM0003	Baggs	0.00	0.00	10,075.00	46,66,800.00	10,075.00	15.00	0.00	12.00	27.00	12,208.00	1,988.00	45,91,600.00
2	Delhi Head Office	ADHESIVE	BLOCK ADHESIVE (90%)	MH0001	Baggs	0.00	0.00	95.00	13,040.00	95.00	25.00	0.00	0.00	25.00	5,560.00	40.00	7,540.00
3	Delhi Head Office	Aggs	10mm	A100001	Meshs	0.00	0.00	5.00	31,220.00	5.00	0.00	0.00	0.00	0.00	0.00	0.00	31,220.00
4	Delhi Head Office	Aggregates	Rubble	2370004	Can	0.00	0.00	90.00	4,40,000.00	90.00	20.00	0.00	0.00	48.00	2,94,000.00	32.00	1,76,000.00
5	Delhi Head Office	Plumbing	Acryl Pvc 150 To mm	PLM0001	N/Ps	0.00	0.00	2,005.00	28,07,000.00	2,005.00	15.00	0.00	10.00	25.00	35,004.00	1,990.00	27,77,000.00
6	Delhi Head Office	Spare Parts	EXHAUST SUCKET BEAR	070004	KGS	0.00	0.00	0.00	3705.00	0.00	0.00	0.00	0.00	0.00	275.00	0.00	0.00
7	Delhi Head Office	Water proofing material	Water proofing Or FPP LEP	8000001	Sqft	0.00	0.00	138.00	95,700.00	138.00	0.00	0.00	0.00	5.00	5,750.00	128.00	94,900.00
						0.00			79,80,004.00						3,22,724.00		76,74,366.00

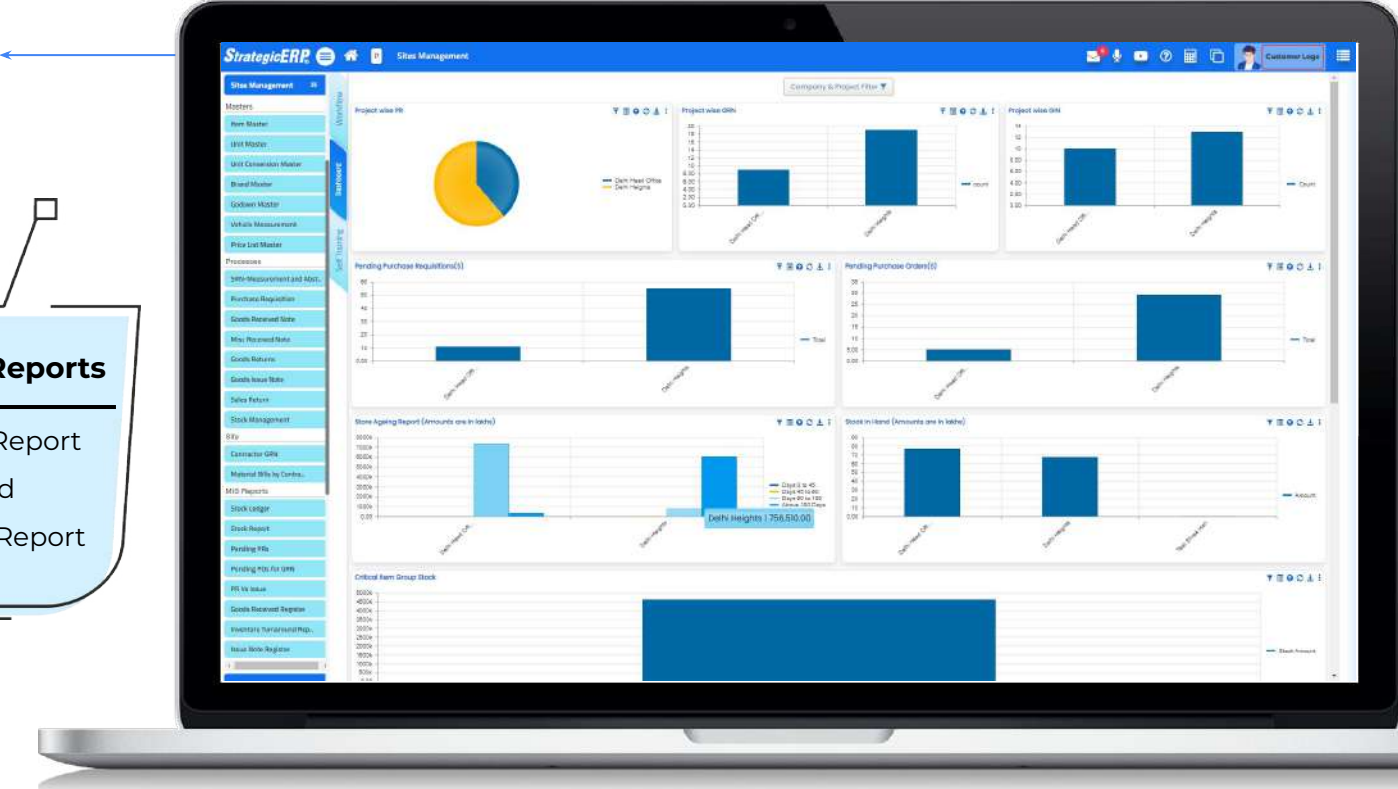
Print (P)

Not Able To See

Dashboard Reports | Site Management



Project-Wise PR



Other Critical Reports

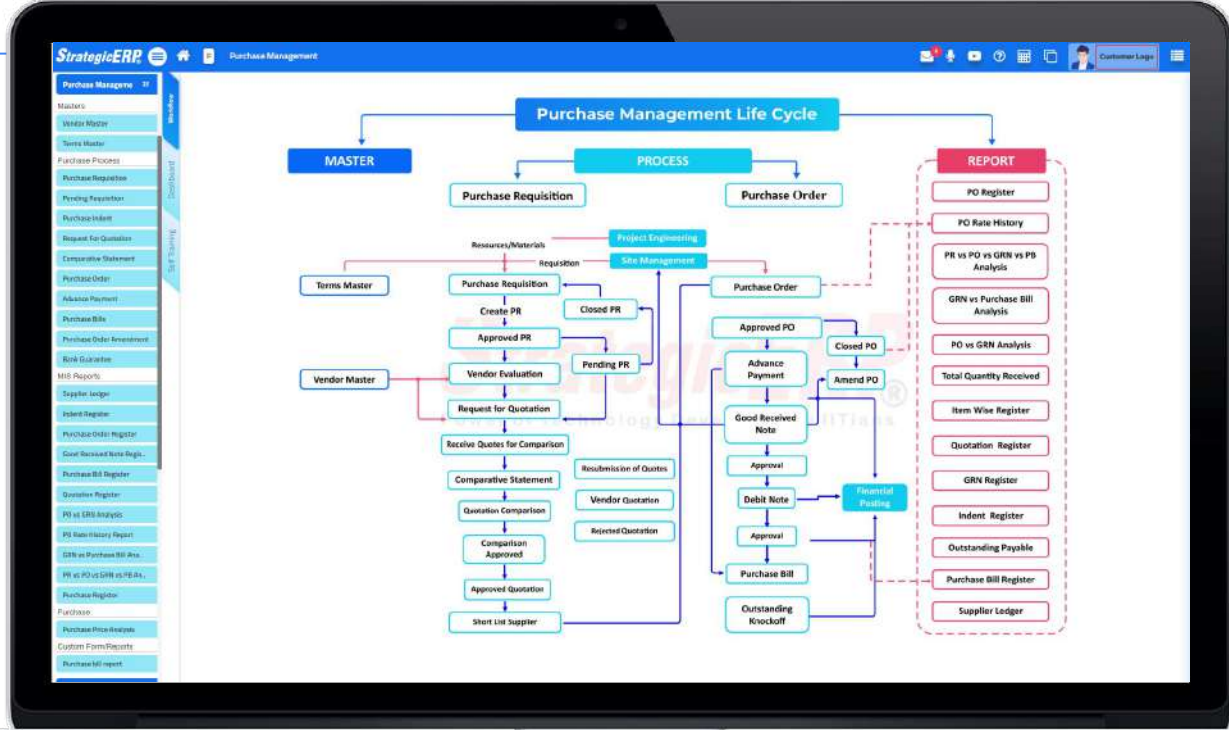
- Store Aging Report
- Stock in-Hand
- Stock Aging Report



PPM Module Flow | Purchase Management

Purchase Management

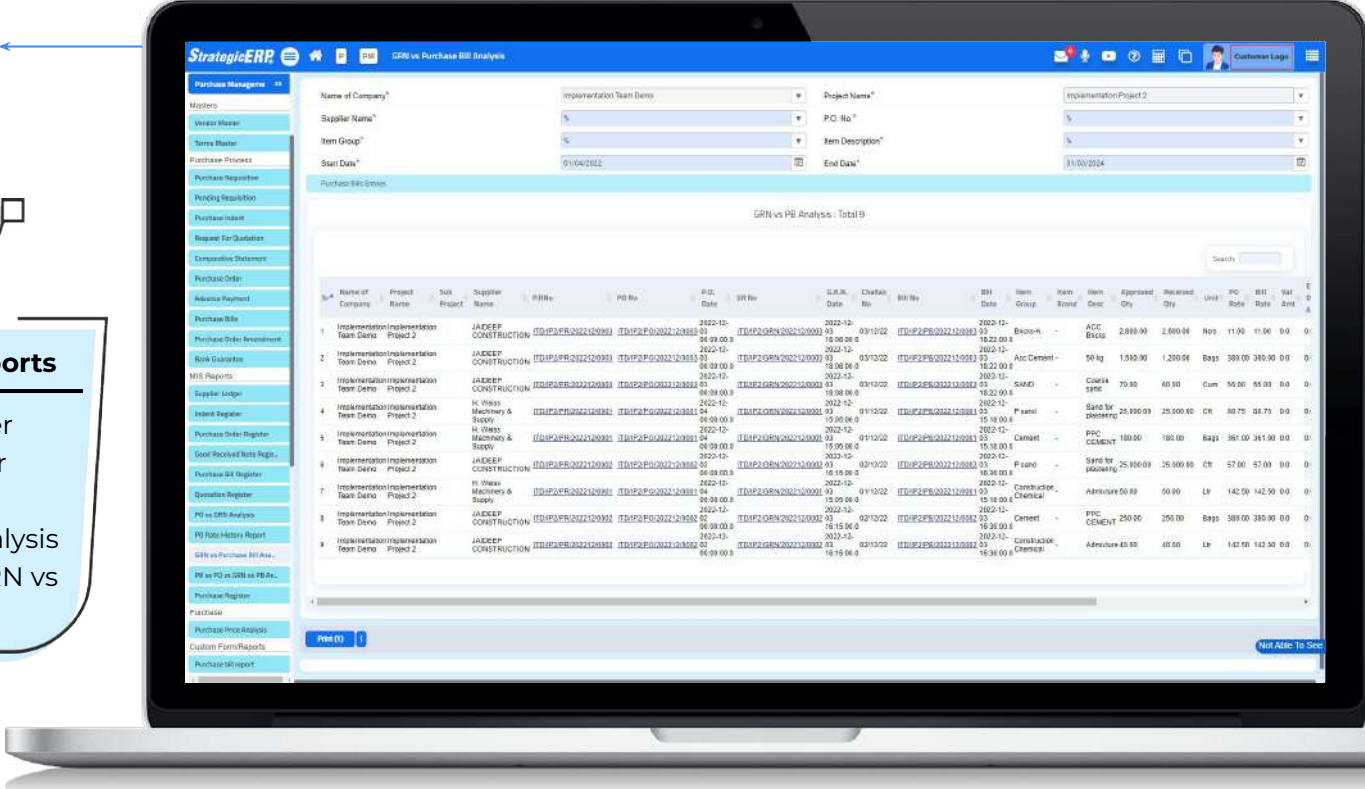
Manage Purchase Requisition, Pending Requisition, Comparative Statement, Shortlist Vendor, Purchase Order, Advance Payment, P.O Closing Quantity, and Vendor Evaluation



MIS Reports | Purchase Management



GRN vs Purchase Bill Analysis



Other Critical Reports

- Supplier Ledger
- Indent Register
- PO Register
- PO vs GRN Analysis
- PR vs PO vs GRN vs PB Analysis

Dashboard Reports | Purchase Management

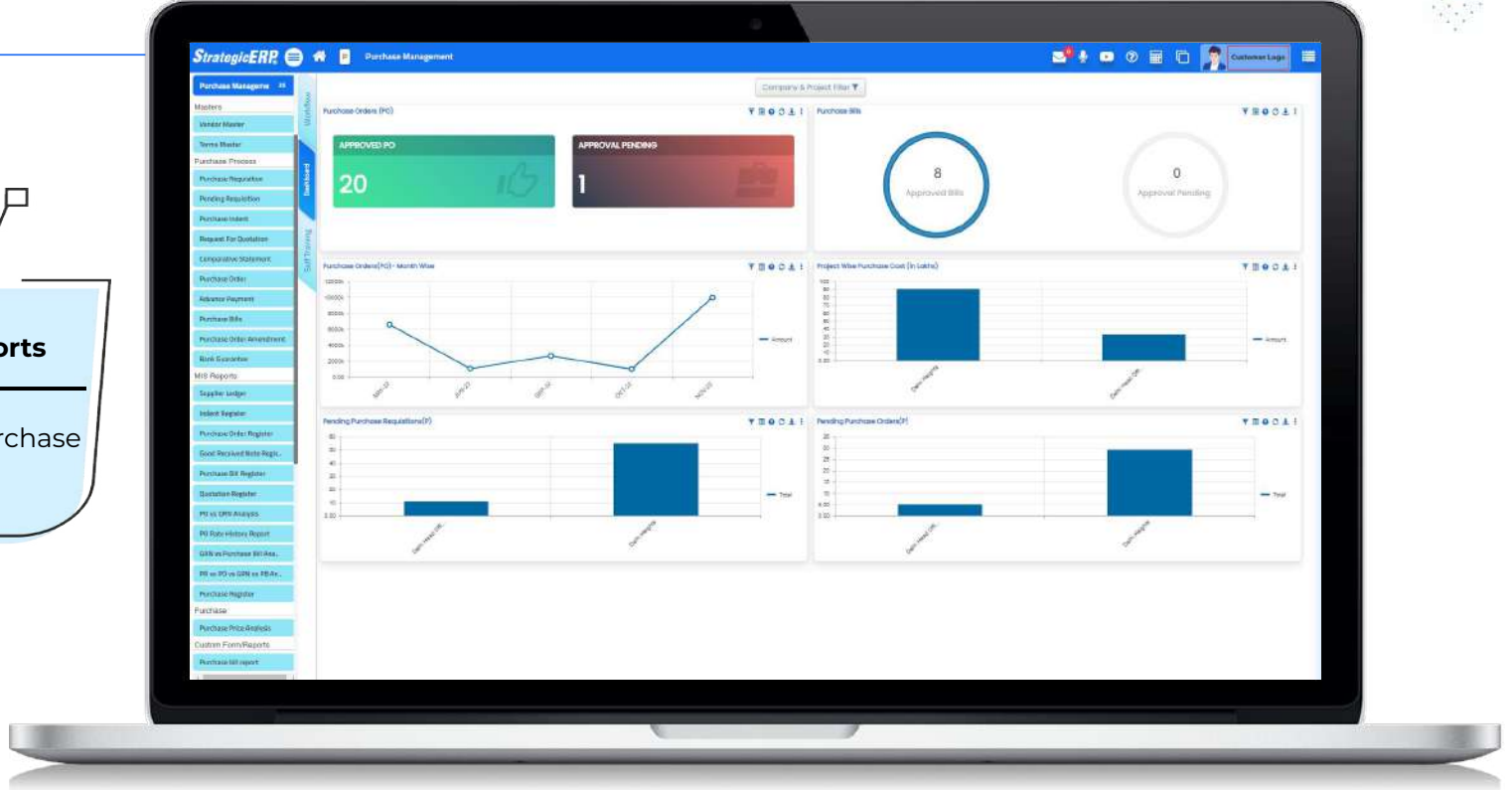


Purchase Order



Other Critical Reports

- Project-Wise Purchase

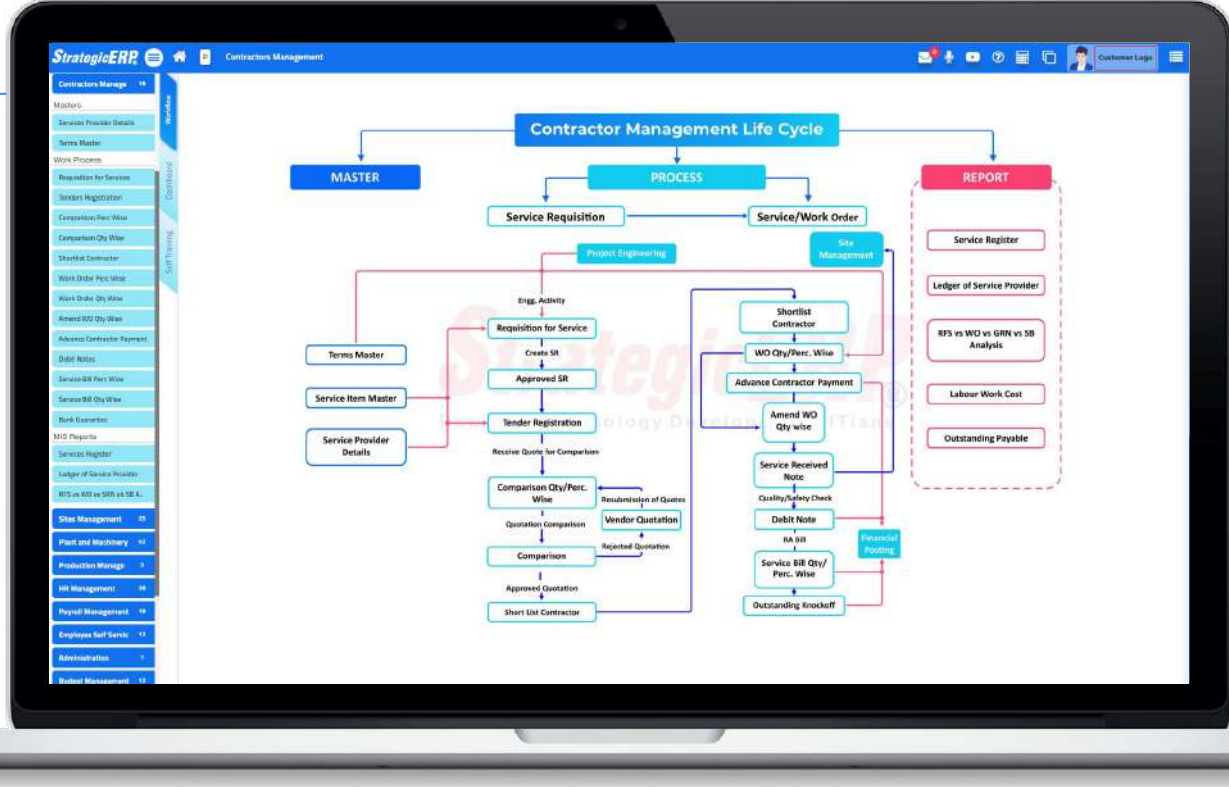


PPM Module Flow | Contractors Management



Contractors Management

Manage Requisition for Services, Tender Registration, Comparison- Perc & Qty Wise, Work Order- Perc & Qty Wise, Amend WO Qty Wise, and Service Bill- Perc & Qty Wise



MIS Reports | Contractors Management



RFS vs. WO vs. SRN
vs. SB Analysis

Other Critical Reports

- Services Register
- Ledger of Service

The screenshot displays the StrategicERR software interface for 'RFS vs WO vs SRN vs SB Analysis'. The interface includes a navigation menu on the left with categories like Contractors Manage, MD Reports, and HR Management. The main content area features a search bar and a table with the following columns: S-#, Project Name, Sub Project Name, Activity Group, Activity Name, Particulars, Estimate Qty, Estimate Rate, Estimate Amount, Service request no, Service request date, Current Service request Qty, Balance Service request Qty, Req. Status, Contractor Name, Work order number, Work order date, Work order qty, Work order rate, WO Amount, Qty from Service request, and a final column with a minus sign.

S-#	Project Name	Sub Project Name	Activity Group	Activity Name	Particulars	Estimate Qty	Estimate Rate	Estimate Amount	Service request no	Service request date	Current Service request Qty	Balance Service request Qty	Req. Status	Contractor Name	Work order number	Work order date	Work order qty	Work order rate	WO Amount	Qty from Service request	
1	Deli Head Office	HTFC	WO	ES01-NTFC-1.23	1 Supply and Filing the complete	37,000.00	0.00	0.00	05202025	12/12/2022	37,000.00	0.00	Approved	Esaj Traders	Del1ES01NTFC00230001	12/12/2022	37,000.00	146.50	14,945,500.00	0.00	-5-
2	Deli Head Office	SP1	From Kummer offsite to CVR Deey	ES14-SP1-10	Excavation, laying and jointing	17,170.00	5,143.48	5,39,73,208.26	05202010	22/06/2022	17,170.00	16,170.00	Approved				0.00	0.00	0.00	0.00	0.00
3	Deli Head Office	SP1	From Kummer offsite to CVR Deey	ES14-SP1-11	Decisional testing of 900 mm dia	17,170.00	1,571.71	2,69,06,804.19	05202012	22/06/2022	17,170.00	16,170.00	Approved				0.00	0.00	0.00	0.00	0.00
4	Deli Head Office	SP1	From Kummer offsite to CVR Deey	ES14-SP1-12	After setting of French road	17,170.00	785.86	1,34,93,216.29	05202012	22/06/2022	17,170.00	16,170.00	Approved				0.00	0.00	0.00	0.00	0.00
5	Deli Head Office	SP1	From Main/Sharepart to Kummer	ES14-SP1-14.1	Excavation, laying and jointing	22,185.00	79.49	17,83,495.85	05202020	22/06/2022	22,185.00	21,185.00	Approved	Esaj Traders	Del1ES14WO00230000	22/06/2022	808.00	188.00	1,203,000.00	21,385.90	-48
6	Deli Head Office	SP1	From Main/Sharepart to Kummer	ES14-SP1-14.2	Decisional testing of 1000 mm dia	22,185.00	1,580.49	3,72,01,876.45	05202020	22/06/2022	22,185.00	21,185.00	Approved	Esaj Traders	Del1ES14WO00230000	22/06/2022	900.00	156.00	1,42,200.00	21,280.00	13
7	Deli Head Office	SP1	From Main/Sharepart to Kummer	ES14-SP1-14.3	After setting of French road	22,185.00	849.25	1,86,49,946.25	05202020	22/06/2022	22,185.00	21,185.00	Approved	Esaj Traders	Del1ES14WO00230000	22/06/2022	1,000.00	126.00	1,29,000.00	21,185.00	7.1
8	Deli Head Office	SP1		ES14-SP1-14.4	Excavation of soil	0.00	0.00	0.00	05202022	30/06/2022	0.00	0.00	Approved	Esaj Traders	Del1ES14WO00230000	03/08/2022	1,434.00	0.00	0.00	-3,434.00	0.00
9	Deli Head Office	SP1			drilling of pipes	0.00	0.00	0.00	05202022	30/06/2022	0.00	0.00	Approved	Esaj Traders	Del1ES14WO00230000	03/08/2022	151.00	0.00	0.00	-5191.00	0.00
10	Deli Head Office	SP1			Supply of pipes	0.00	0.00	0.00	05202022	30/06/2022	0.00	0.00	Approved	Esaj Traders	Del1ES14WO00230000	03/08/2022	182.00	0.00	0.00	-8,182.00	0.00



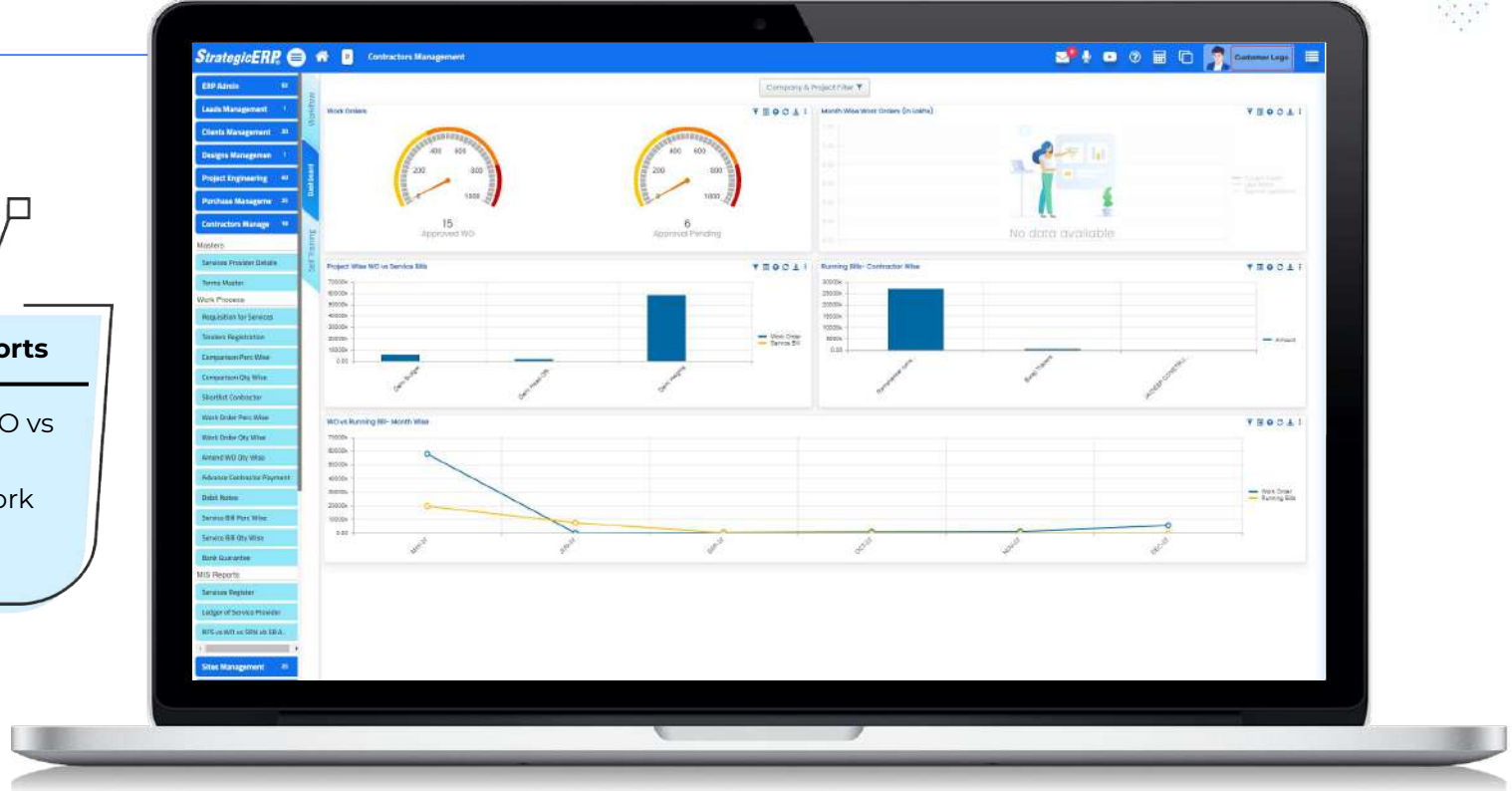
Dashboard Reports | Contractors Management



Contractors
Comparative

Other Critical Reports

- Project-Wise WO vs Work Done
- Month-Wise Work Orders



Real Estate Large: Add-on Modules



Tally Integration



IVR Integration



Email Configuration



Click-to-call



SMS Configuration



Mobile ERP App



Exhibition Integration



Customer App




Website Integration



Partner App




Mobile ERP App

Available On :



Access ERP on Mobile – Anytime , Anywhere

Our Association with 1000+ Esteemed Clients





PAN India



Serving Verticals



Real Estate



Infrastructure



Manufacturing



Government



**Prop-Tech ERP Solution
of The Year 2019, 2022 & 2023**



**Best Construction Software
of The Year 2019**



**Top 10 ERP Solution
Providers 2018 & 2022**



Certified Member



**25 Fastest Growing
Enterprise Software
Companies in
India**



**IT Partner
2016**

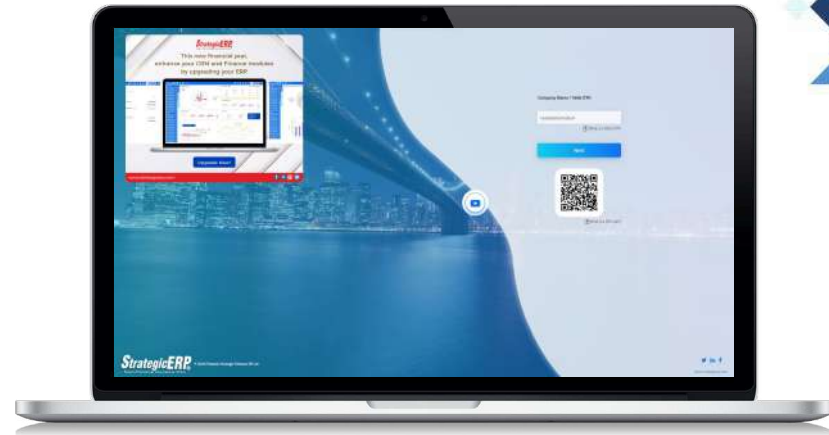


**IT Market Research &
Product Analysis 2016**



**Brand of The Year
2014**

Technical Support



StrategicERP Support Portal



<http://strategicerpcloud.com/crm/>

Username : support

Password : xyz




+91-22-25750104/5/6



support@strategicerp.com

Contact Us



MUMBAI (CORPORATE OFFICE)

ITAakash Strategic Software (P) Ltd,
5th floor, D S Business Galleria,
Near Huma Adlabs,
Beside Toyo House,
L.B.S. Road, Kanjur Marg (W),
Mumbai, 400078 INDIA.



+91-22-25770088/25750101



enquiry@strategicerp.com



Mumbai | Ahmedabad | Pune | Bangalore | Delhi NCR | Hyderabad | Jaipur | Chennai | Doha | UAE | USA | African Continent

