

Infra Large

About StrategicERP


StrategicERP develops and delivers innovative **ERP solutions** specifically designed for the **Real Estate** and **Infrastructure** industry. It is a **web** and **mobile** based application built by **ITians** on proprietary **J2FX** framework.

An **AI-powered single-window** solution to automate all business processes, it ensures optimum utilization of resources, operational efficiency, and increased **productivity** and **revenue** to keep pace with changing times.

StrategicERP is racing ahead of branded traditional systems in the market owing to its technological breakthroughs, **lower costs**, multi-platform **compatibility** and cross database.

StrategicERP has **1000+ clients** across the **globe**. Some of our esteemed clients are: Phoenix Group, DS Max Properties, Paradise Group, Hiranandani Hospital, Nathani Group, Sangini Group, Hombale Group, NRP Projects, Vishwa Samudra, Vishal Infrastructure, Raj Infrastructure, Nikhil Group, RMK Infrastructure, Kundan Spaces and many more.

StrategicERP Moments



What is Infra Large ?

Our **web** and **mobile**-based **Infrastructure Large ERP software** has been trusted by business leaders since **2005**, loved for its **AI-powered** features, and implemented for its proven success in increasing **productivity** and **revenue**.

The Infra Large software is compatible with multiple operating systems, including Windows, Linux, & Mac and has no browser or device dependability.

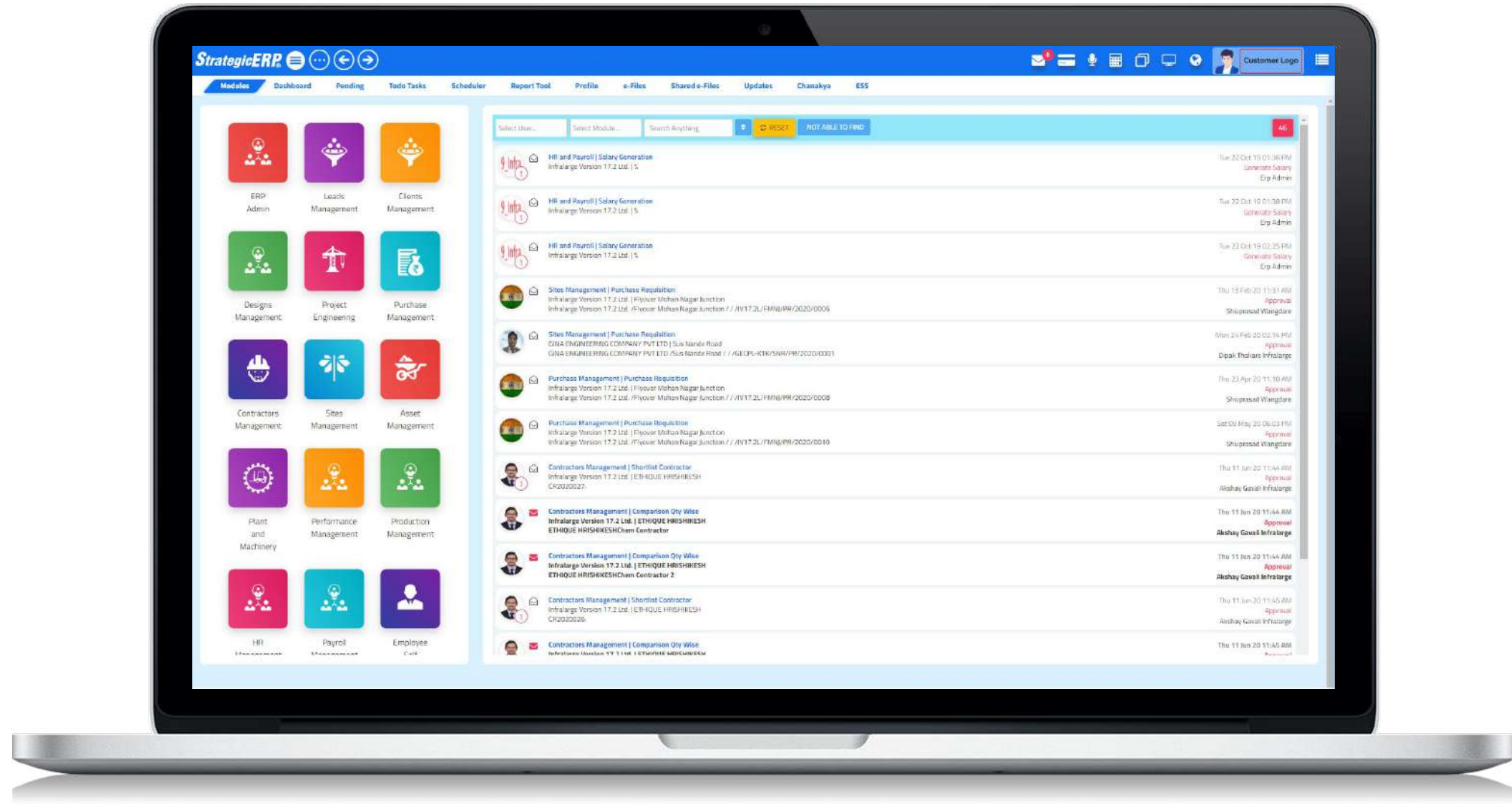
Infra Large ERP helps you manage **core business functions**:

- Project Engineering, Budgeting, & Planning
- Project Budgeting & Billing
- Client & Site Management
- Contractors Management
- Lead Management
- Asset Management
- HR, Payroll, & ESS Management
- Procurement Management
- Financial & Statutory Management
- Legal, Liaison, & Loan Management
- To-do Task Management

Integration with **innovative technologies**:

- Tally
- Voice commands
- Digital media integration
- Biometrics and Face ID
- HR voice assistant
- IoT integration
- Low code/ No code programming
- Multiple third-party integrations
- GIS management
- Mobile apps

Infra Large Menu Screen - Modules



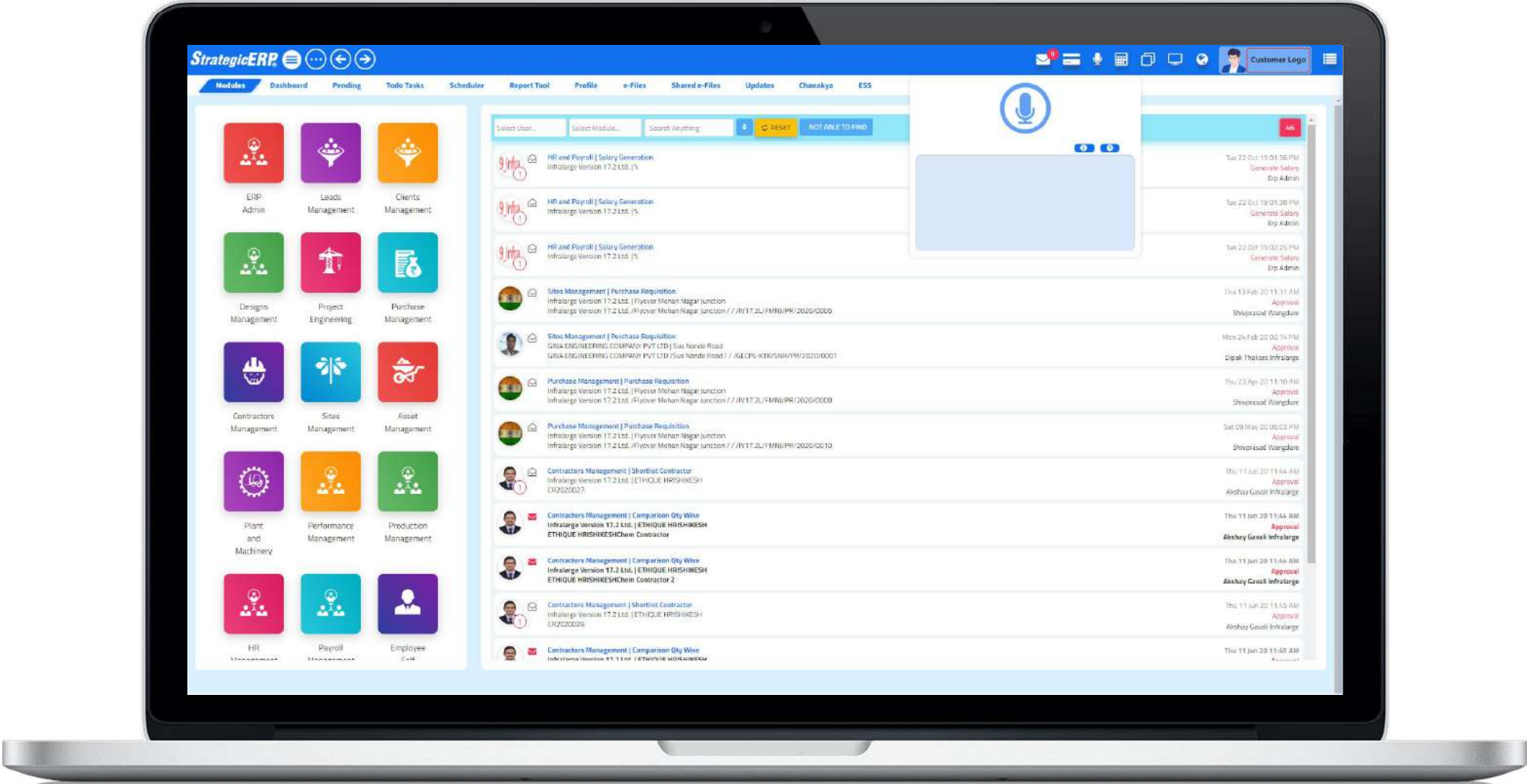
Advanced Features



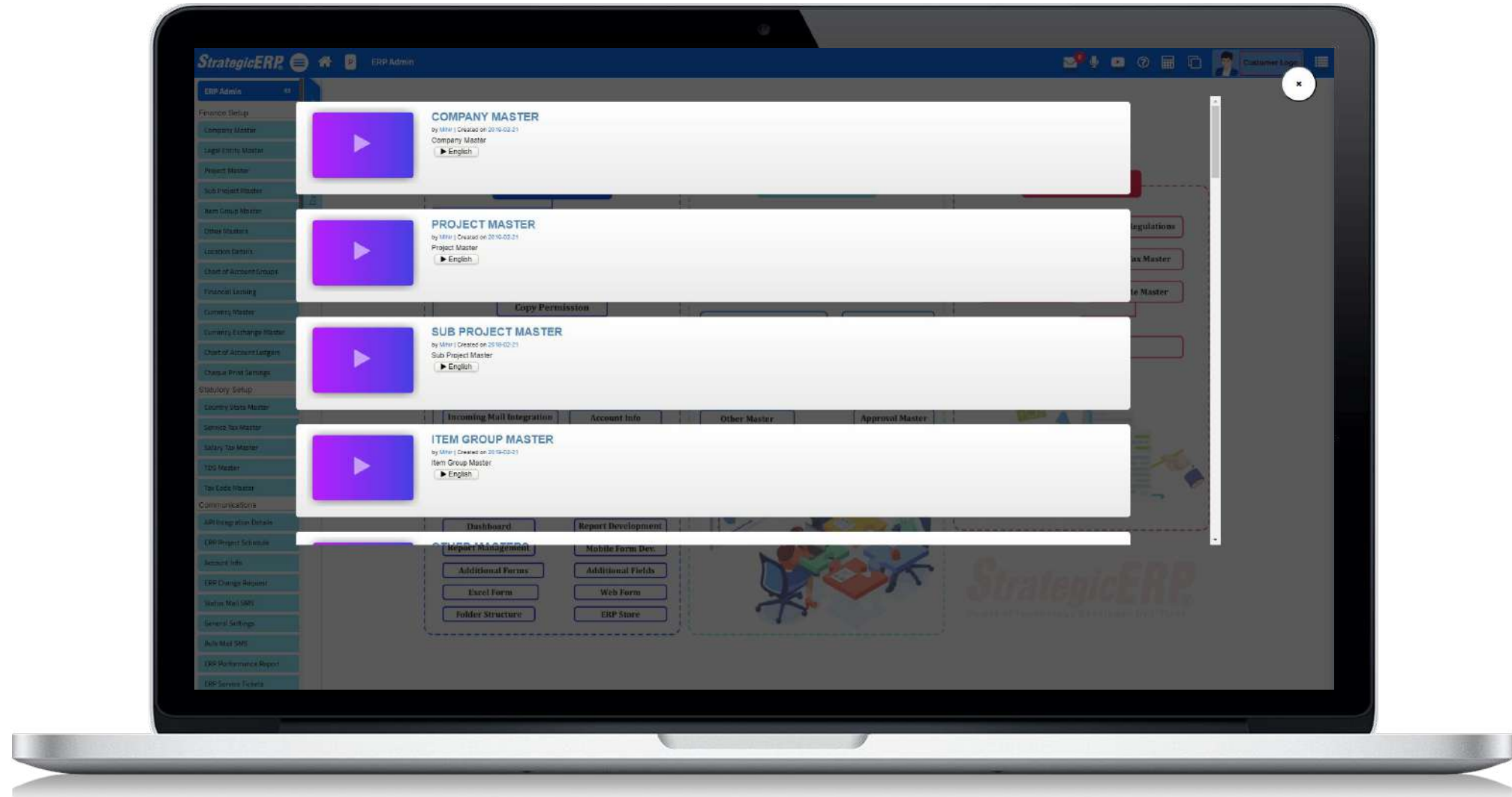
- Mail Conversation
- Voice Command
- Dashboards
- Calculator
- Multiple Tab
- Background Option
- Multiple Language
- User Profile
- ERP User Chat

AI and Machine Learning Technology

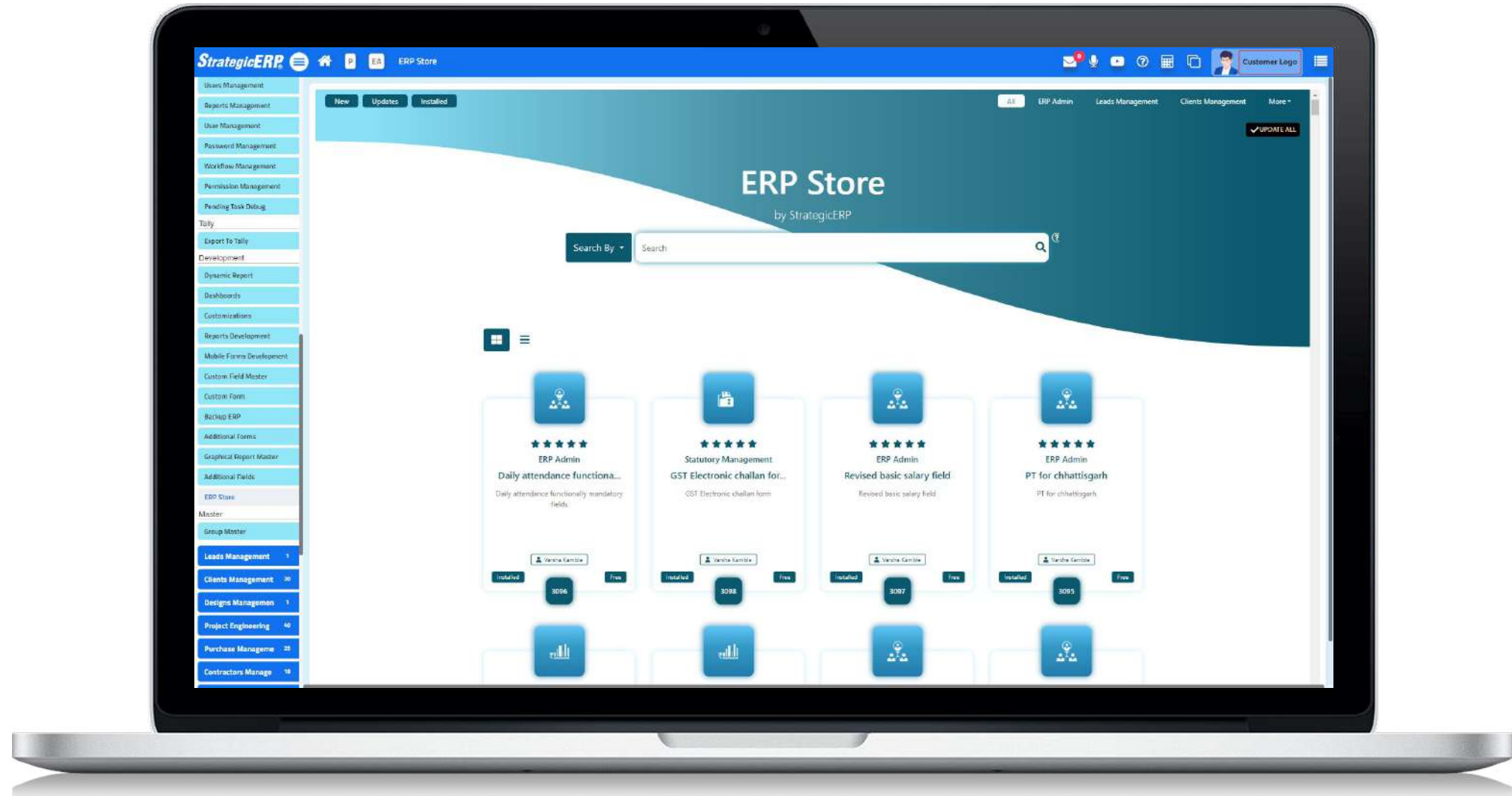
Voice Search – Conversational User Interface for Instant Details



Video Tutorials – Easy to Learn with Online Tutorials

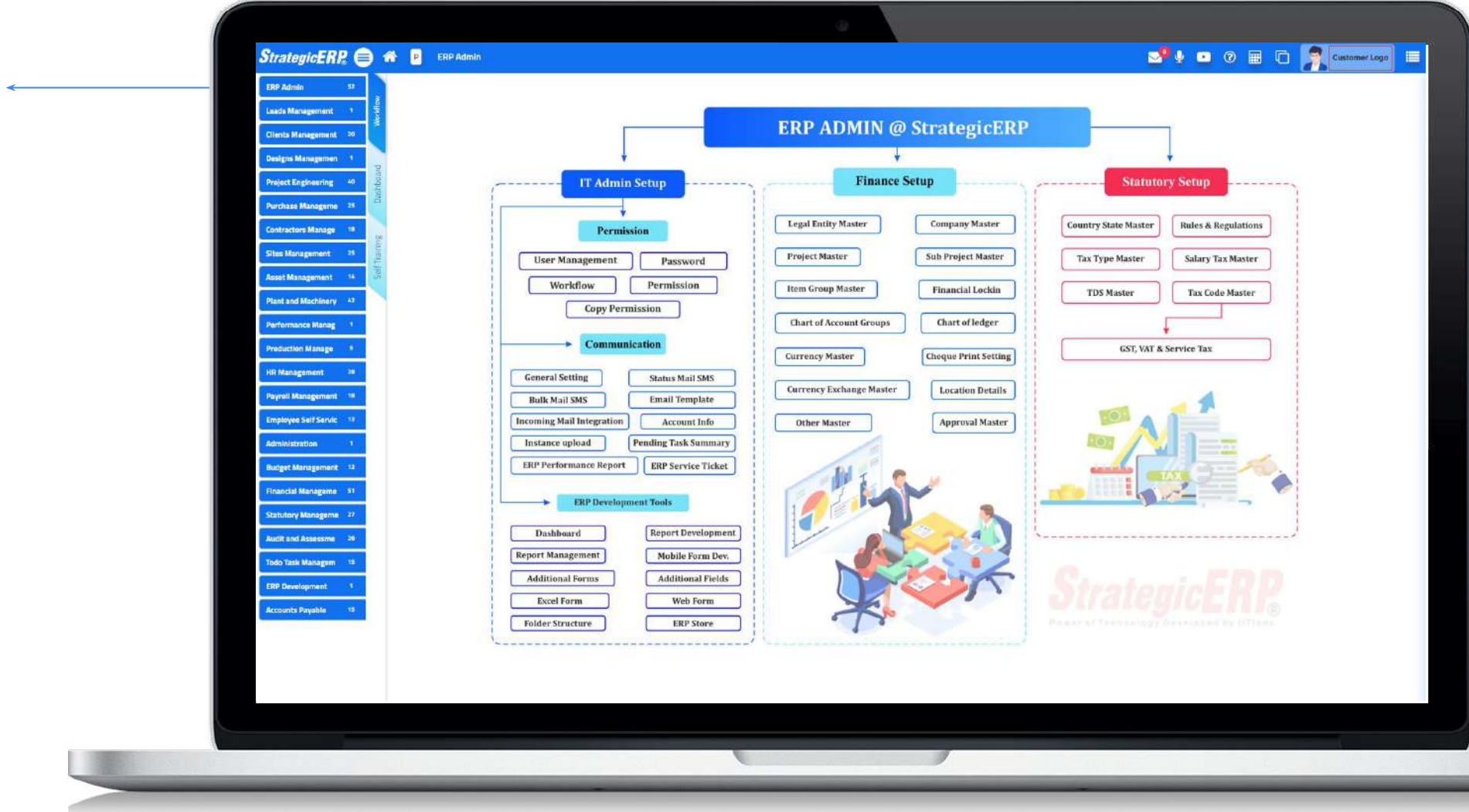


ERP Store – Install and Update new Developments



Infra Large Module Flow | ERP Admin

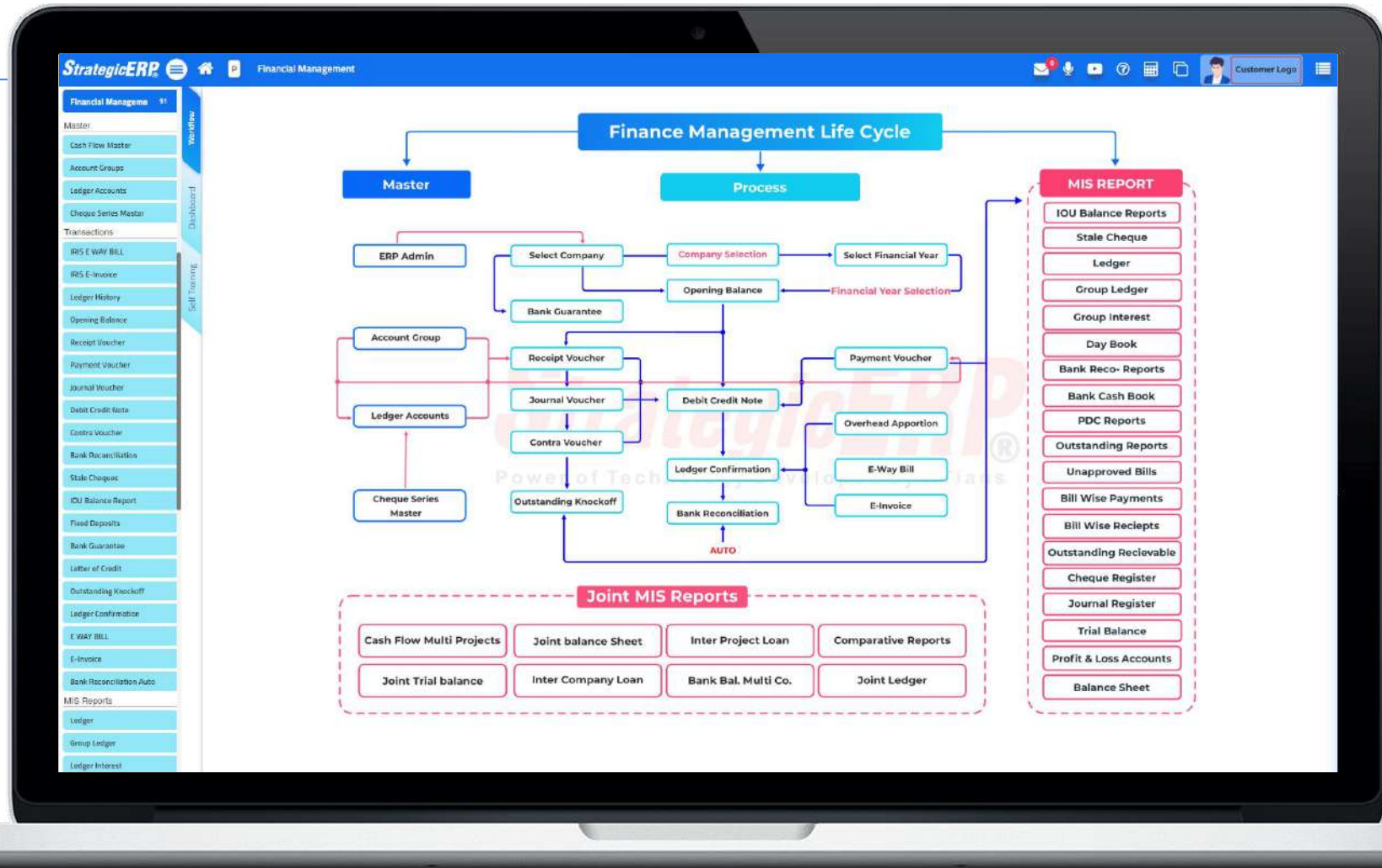
ERP Admin



Infra Large Module Flow | Financial Management

Financial management

Manage Ledger Accounts, Group Ledger, Trial Balance, Profit & Loss account, Balance sheet and Day Book



MIS Reports | Financial Management

Joint Trial Balance Report

Other Critical Reports

- Bank Reconciliation
- Ledger Confirmation
- Balance Sheet

StrategicERP | Joint Trial Balance | Delhi Infra Pvt. Ltd. | FY: 2022-23

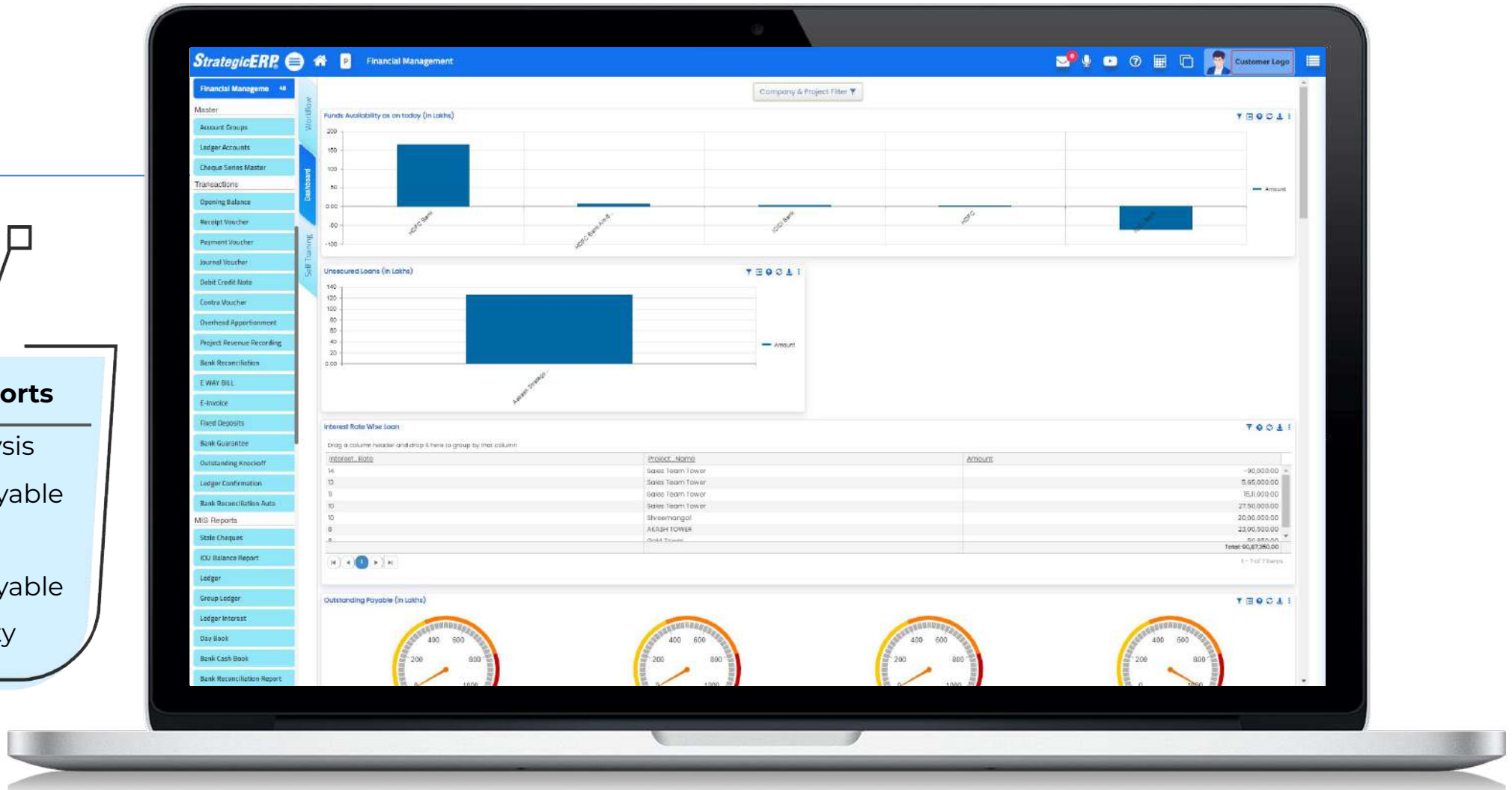
Particulars	Opening Balance	Dr	Cr	Closing Balance
DLS09-Sachin Ray	0.00 Dr	27,454.00	1,20,879.00	92,625.00 Cr
DLS10-Aditya Ray	0.00 Dr	95,084.00	5,93,748.00	4,98,664.00 Cr
DLS131-Divya Kumari	0.00 Dr	0.00	5,417.00	5,417.00 Cr
RT001-Riyu Tyagi	0.00 Dr	0.00	3,09,600.00	3,09,600.00 Cr
test jake and co	0.00 Dr	25,000.00	0.00	25,000.00 Dr
test mahi and co	0.00 Dr	5,66,560.00	4,95,600.00	65,560.00 Dr
test maya and co	0.00 Dr	94,500.00	94,500.00	0.00 Dr
Test Naveen Itagi and co	0.00 Dr	3,47,384.00	72,840.00	2,74,544.00 Dr
test Naha and co	0.00 Dr	5,79,440.00	2,63,620.00	3,15,820.00 Dr
Cash-in-Hand	0.00 Dr	1,04,28,000.00	2,59,450.00	1,01,68,550.00 Dr
Fixed Assets	0.00 Dr	2,07,923.72	0.00	2,07,923.72 Dr
Current Assets	5,00,000.00 Dr	19,32,86,203.52	5,43,35,117.62	13,94,51,085.90 Dr
Current Liabilities	0.00 Dr	3,21,81,925.11	5,29,21,135.48	2,07,39,210.37 Cr
Equity and Liabilities	0.00 Dr	3,01,247.28	5,87,507.86	2,86,260.58 Cr
Expenses	0.00 Dr	27,10,777.59	8,14,721.90	18,96,055.69 Dr
Revenue from operations	0.00 Dr	0.00	3,25,00,000.00	3,25,00,000.00 Cr
Sales Accounts	0.00 Dr	5,000.00	8,68,53,259.00	8,68,48,259.00 Cr
secured loans	0.00 Dr	10,000.00	15,000.00	5,000.00 Cr
Ungrouped Ledgers	5,05,000.00 Cr	2,59,41,151.88	1,78,62,508.24	75,73,643.64 Dr
WIP	0.00 Dr	8,97,643.00	4,800.00	8,93,643.00 Dr
Non Current Assets	0.00 Dr	0.00	1,42,600.00	1,42,600.00 Cr
Direct Expenses	0.00 Dr	22,790.00	0.00	22,790.00 Dr
Indirect Expenses	0.00 Dr	1,06,17,826.00	90,400.00	1,05,27,426.00 Dr
Profit & Loss A/c	5,000.00 Dr			Not Able To See
Total:		27,83,39,910.10	24,83,39,910.10	

Dashboard Reports | Financial Management

Outstanding
Receivable

Other Critical Reports

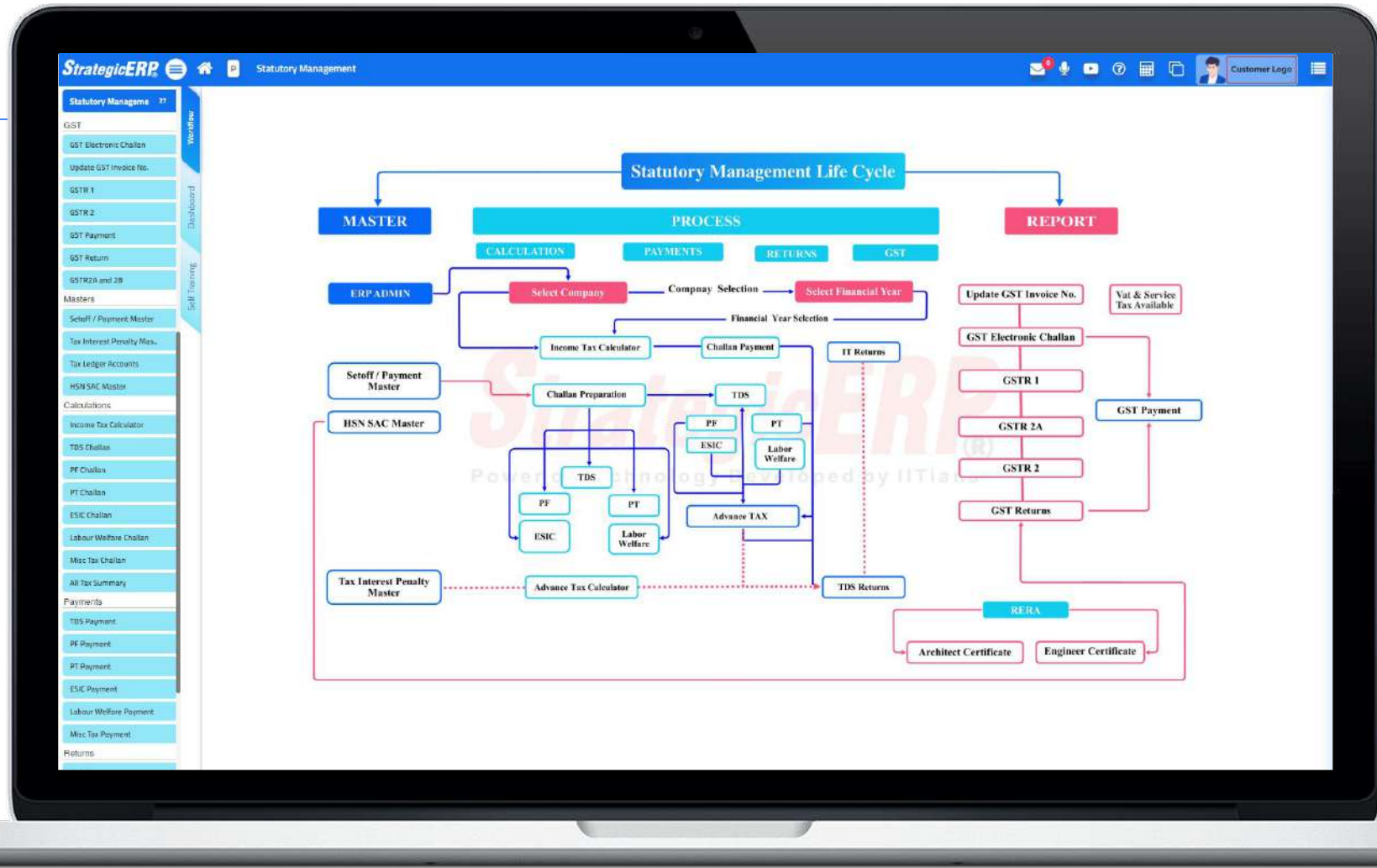
- Profit Loss Analysis
- Outstanding Payable
- Project-Wise
Outstanding Payable
- Funds Availability



Infra Large Module Flow | Statutory Management

Statutory Management

Manage Income Tax, Advance Tax, Service Tax, VAT, TDS, PF, PT, and ESIC

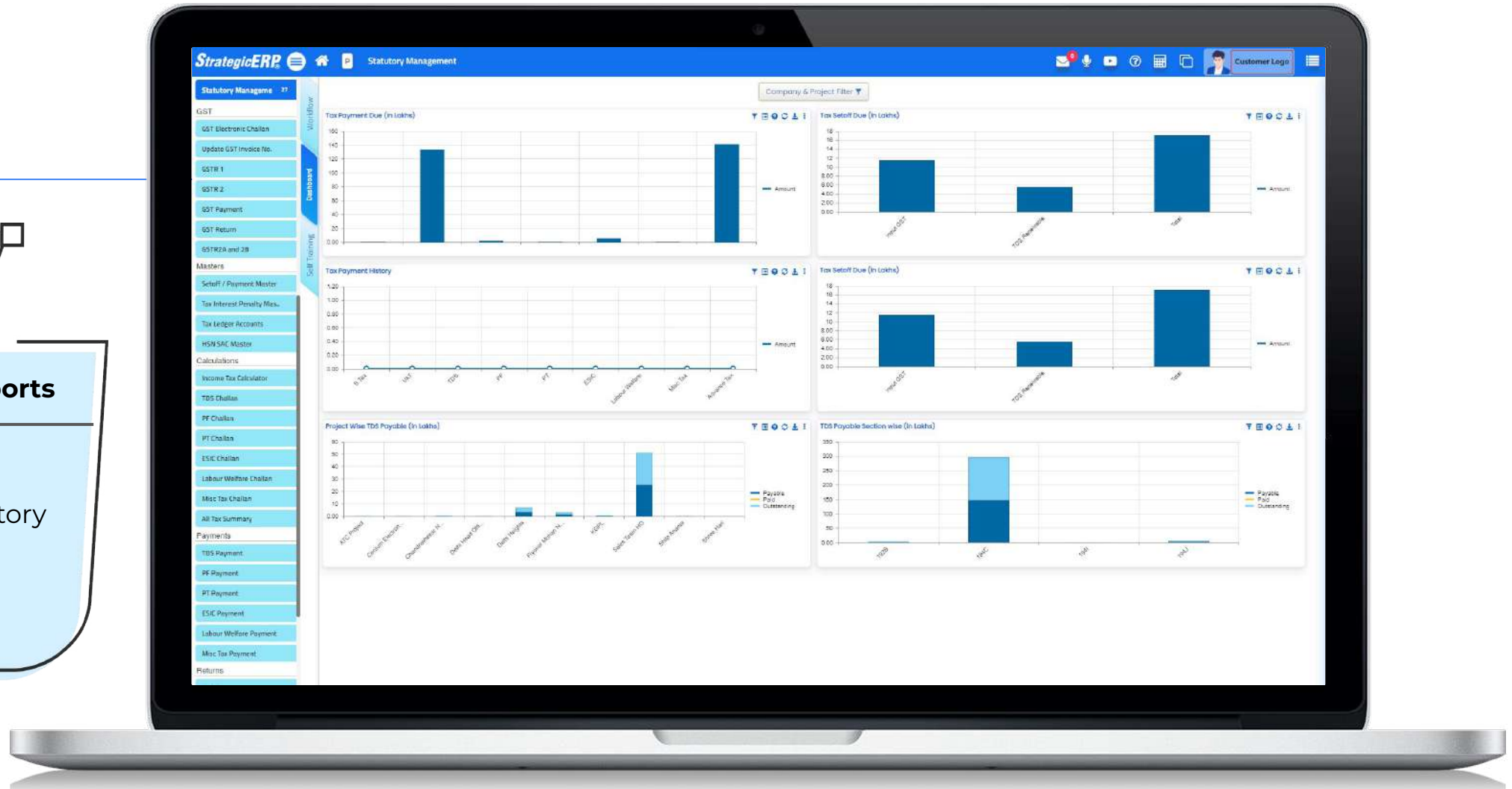


Dashboard Reports | Statutory Management

Tax Payment Due

Other Critical Reports

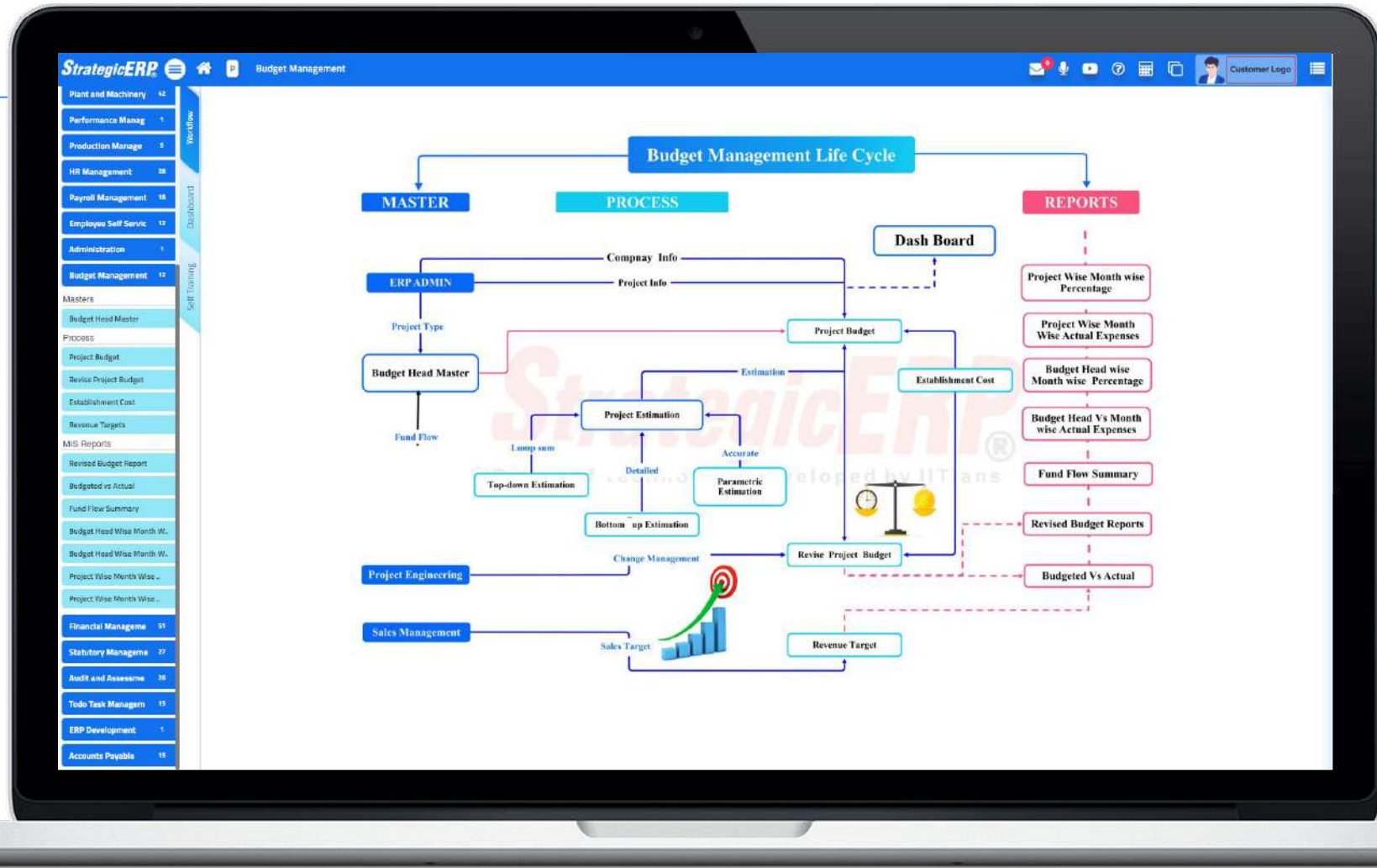
- Tax Setoff Due
- Tax Payment History
- Project-Wise Tax Summary



Infra Large Module Flow | Budget Management

Budget Management

Manage Project Budget, Revise Project Budget, Establishment Cost, Revenue Targets, and more..



MIS Reports | Budget Management

Budget vs. Actual

Other Critical Reports

- Revise Budget Report
- Fund Flow Summary

The screenshot shows the StrategicERP interface for a 'Budgeted vs Actual' report. The left sidebar contains a navigation menu with categories like Performance Management, Production Management, HR Management, Payroll Management, Employee Self Service, Administration, Budget Management, Masters, Process, MIS Reports, Financial Management, Statutory Management, Audit and Assessment, Tools Task Management, ERP Development, and Accounts Payable. The main content area displays a table titled 'Head Wise Budgeted vs Estimated vs Actual : Total 5'. The table has columns for Sr, Budget Head, Budgeted Amount, Estimated Amount, and Actual Amount. The data rows are as follows:

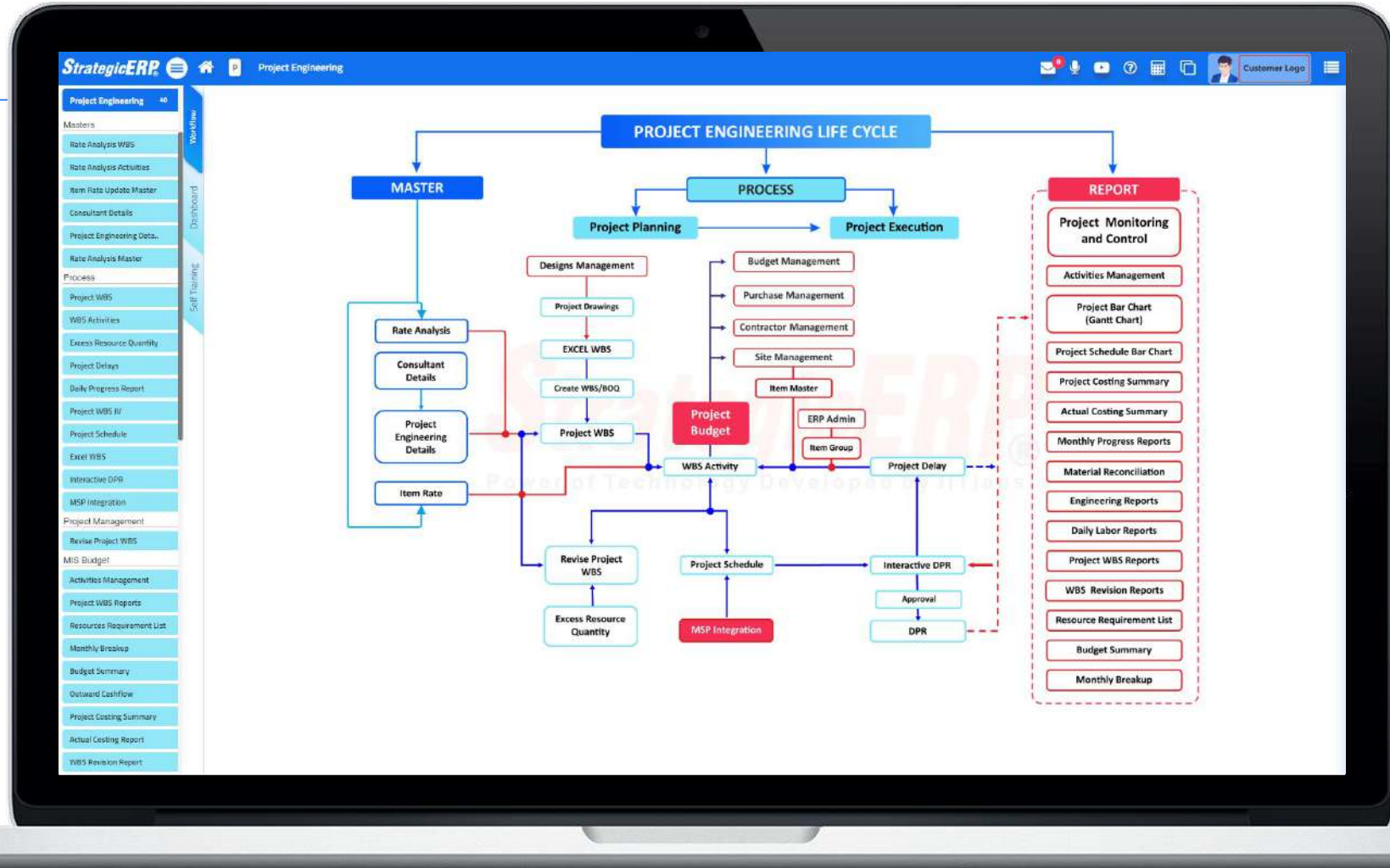
Sr	Budget Head	Budgeted Amount	Estimated Amount	Actual Amount
1	administration expenses	1,50,00,000.00	0.00	0.00
2	Construction Cost	11,00,00,010.00	15,00,00,000.00	0.00
3	Direct Expenses	10,00,000.00	0.00	0.00
4	Indirect Expenses	75,00,000.00	0.00	0.00
5	labour charges	2,00,00,000.00	0.00	0.00
		1,73,75,00,010.00	15,00,00,000.00	0.00

At the bottom right of the screen, there is a message: 'Not Able To See'.

Infra Large Module Flow | Project Engineering

Project Engineering

Manage Project Activities, Project Drawings, Project Delays, Graphical DPR, Activity Material and Labour Monthly Breakup, Budget Summary, and Outward Cash flow

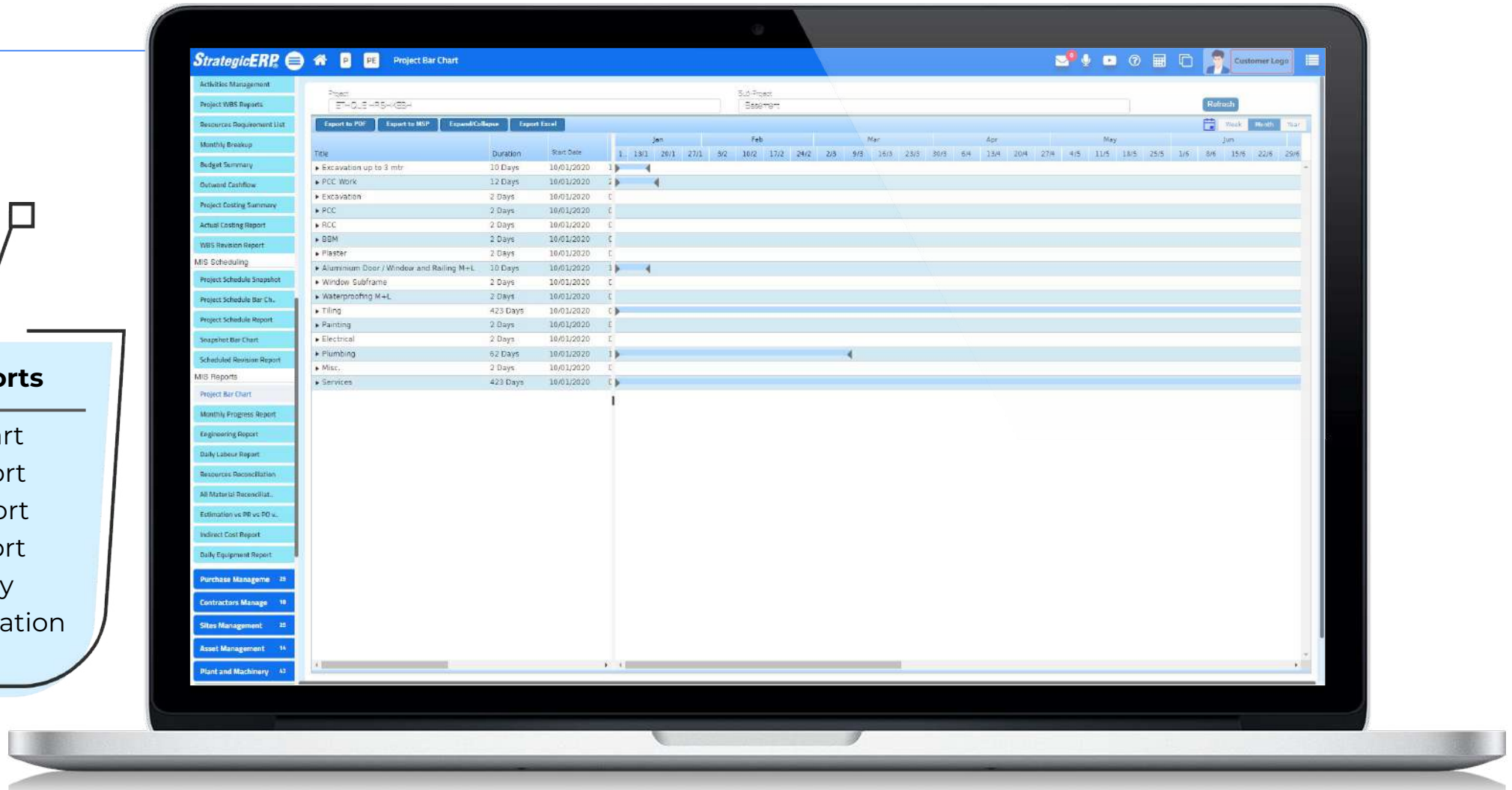


MIS Reports | Project Engineering

Project Bar Chart

Other Critical Reports

- Snapshot Bar Chart
- Engineering Report
- Daily Labour Report
- Thumb Rule Report
- Abstract Summary
- Material Reconciliation

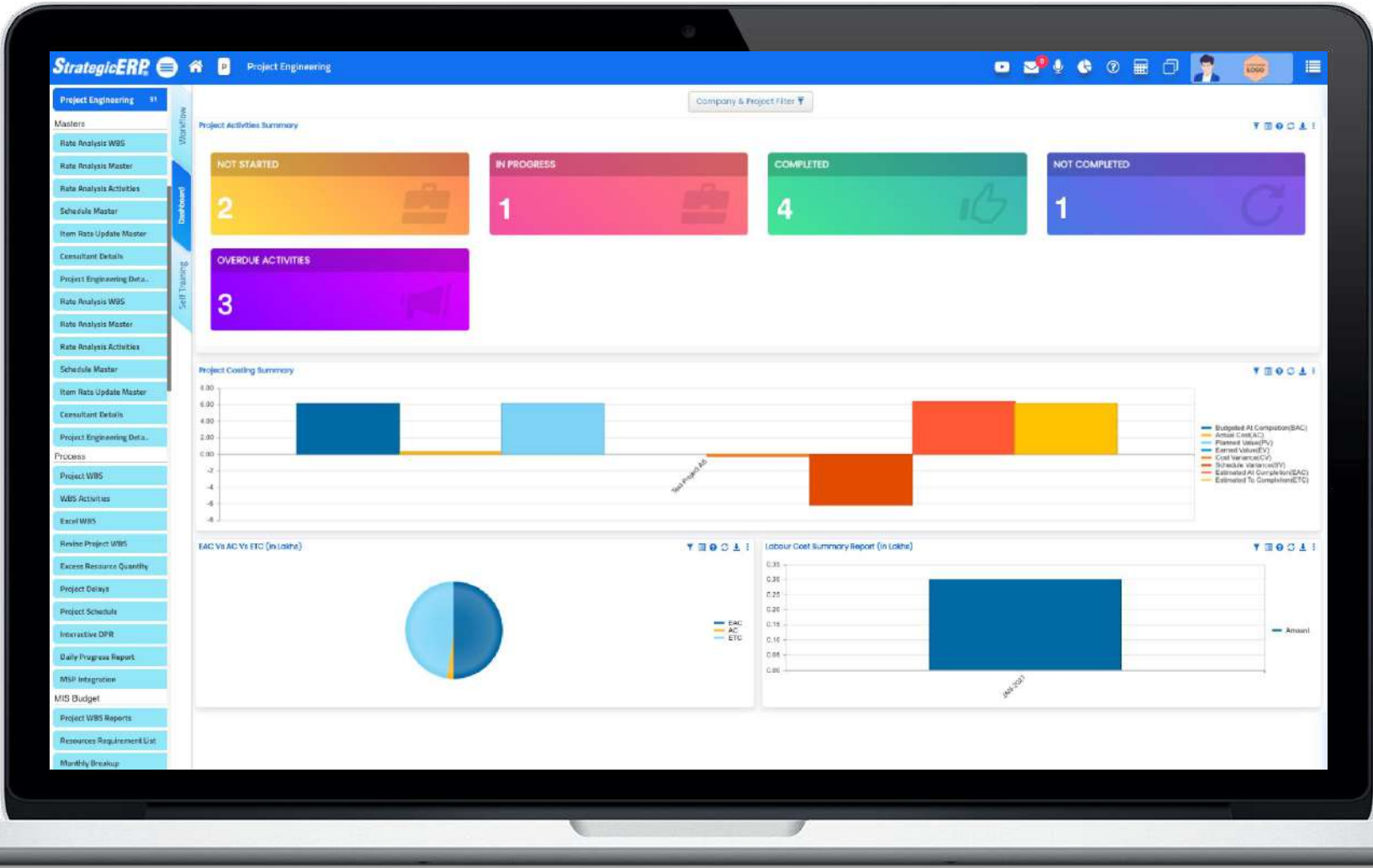


Dashboard Reports | Project Engineering

Project Activity Summary

Other Critical Reports

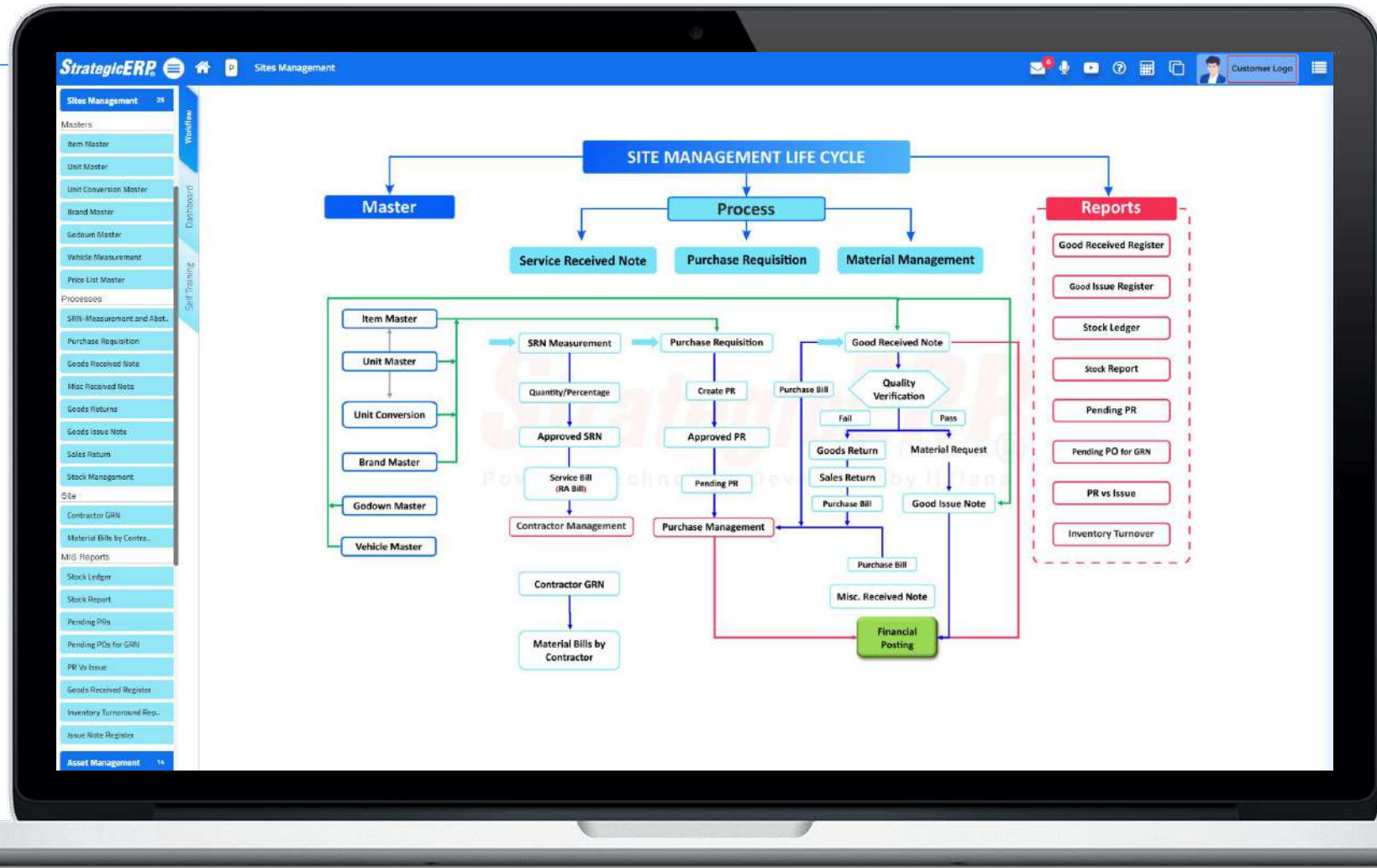
- Level-Wise Costing Summary
- Month-Wise Costing Summary
- EAC Vs AC Vs ETC



Infra Large Module Flow | Site Management

Site Management

Manage SRN- Measurement and Abstract, Purchase Requisition, and Goods Received Notes



MIS Reports | Site Management

Stock Report

Other Critical Reports

- Stock Ledger
- Stock Report
- Pending PRs
- Pending POs for GRN
- Goods Received Register

The screenshot displays the StrategicERP Stock Report interface. The top navigation bar includes the StrategicERP logo, a home icon, a notification bell, a user profile icon, and the text 'Customer Logo'. The left sidebar contains a menu with categories: Sites Management (25), Masters (Item Master, Unit Master, Unit Conversion Master, Brand Master, Godown Master, Vehicle Measurement, Price List Master), Processes (SRM - Measurement and Abst., Purchase Requisition, Goods Received Note, Misc Received Note, Goods Returns, Goods Issue Note, Sales Return, Stock Management), Site (Contractor GRN, Material Bills by Contra.), MIS Reports (Stock Ledger, Stock Report, Pending PRs, Pending POs for GRN, PR Vs Issue, Goods Received Register, Inventory Turnover Rep., Issue Note Register), and a bottom section with icons for Home, Reports, and Settings.

The main content area is titled 'Stock Report' and features a filter form with the following fields: Name of Company* (Delhi Infra Pvt. Ltd.), Project Name* (Delhi Head Office), Godown Name* (%), Item Group* (%), Item Description* (%), Voucher No* (%), Start Date* (01/04/2022), and End Date* (30/04/2022). Below the filter form are three tabs: 'Stock Report' (selected), 'Group Wise Report', and 'Stock Aging'. A 'Stock Report Summary: Total 7' is displayed above a table. The table has a search bar and the following columns: Sr#, Project Name, Item Group, Item Desc, Item Code, Unit, Opening Stock Qty (A), Opening Stock Value, Stock Received Qty (B), Stock Received Value, Total Stock Qty (C=A+B), Stock Issue Qty (D), Project Transfer Qty (E), Goods Return Qty (F), Total Issued Qty (G=D+E+F), Total Issued Value, Closing Stock Qty (C-G), and Closing Stock Value. The table contains 7 rows of data, with the last row showing a total of 79,97,094.00 for Stock Received Value and 3,22,725.00 for Total Issued Value.

Sr#	Project Name	Item Group	Item Desc	Item Code	Unit	Opening Stock Qty (A)	Opening Stock Value	Stock Received Qty (B)	Stock Received Value	Total Stock Qty (C=A+B)	Stock Issue Qty (D)	Project Transfer Qty (E)	Goods Return Qty (F)	Total Issued Qty (G=D+E+F)	Total Issued Value	Closing Stock Qty (C-G)	Closing Stock Value
1	Delhi Head Office	Acc Cement	50 kg	ACM0003	Bags	0.00	0.00	10,015.00	46,05,000.00	10,015.00	15.00	0.00	12.00	27.00	12,200.00	9,988.00	45,93,600.00
2	Delhi Head Office	ADHESIVE	BLOCK ADHESIVE (40kg)	MAA001	Bags	0.00	0.00	85.00	13,040.00	85.00	25.00	0.00	0.00	25.00	5,500.00	40.00	7,540.00
3	Delhi Head Office	Agg	10mm	A100001	Month	0.00	0.00	5.68	31,229.00	5.68	0.00	0.00	0.00	0.00	0.00	5.68	31,229.00
4	Delhi Head Office	Aggregate	Rubble	2370004	Cum	0.00	0.00	80.00	4,40,800.00	80.00	23.00	5.00	20.00	48.00	2,64,000.00	32.00	1,76,000.00
5	Delhi Head Office	Plumbing	Astral Pipe 10*10 mm	PLM0001	Nos	0.00	0.00	2,005.00	28,07,000.00	2,005.00	15.00	0.00	10.00	25.00	35,000.00	1,960.00	27,72,000.00
6	Delhi Head Office	Spare Parts	Excavator bucket teeth	070004	KG	0.00	0.00	5.00	275.00	5.00	5.00	0.00	0.00	5.00	275.00	0.00	0.00
7	Delhi Head Office	water proofing material	Water proofing- Dr. FORT LLP	8860001	Sqft	0.00	0.00	130.00	98,750.00	130.00	0.00	0.00	5.00	5.00	8,750.00	125.00	94,000.00
							0.00		79,97,094.00						3,22,725.00		76,74,369.00

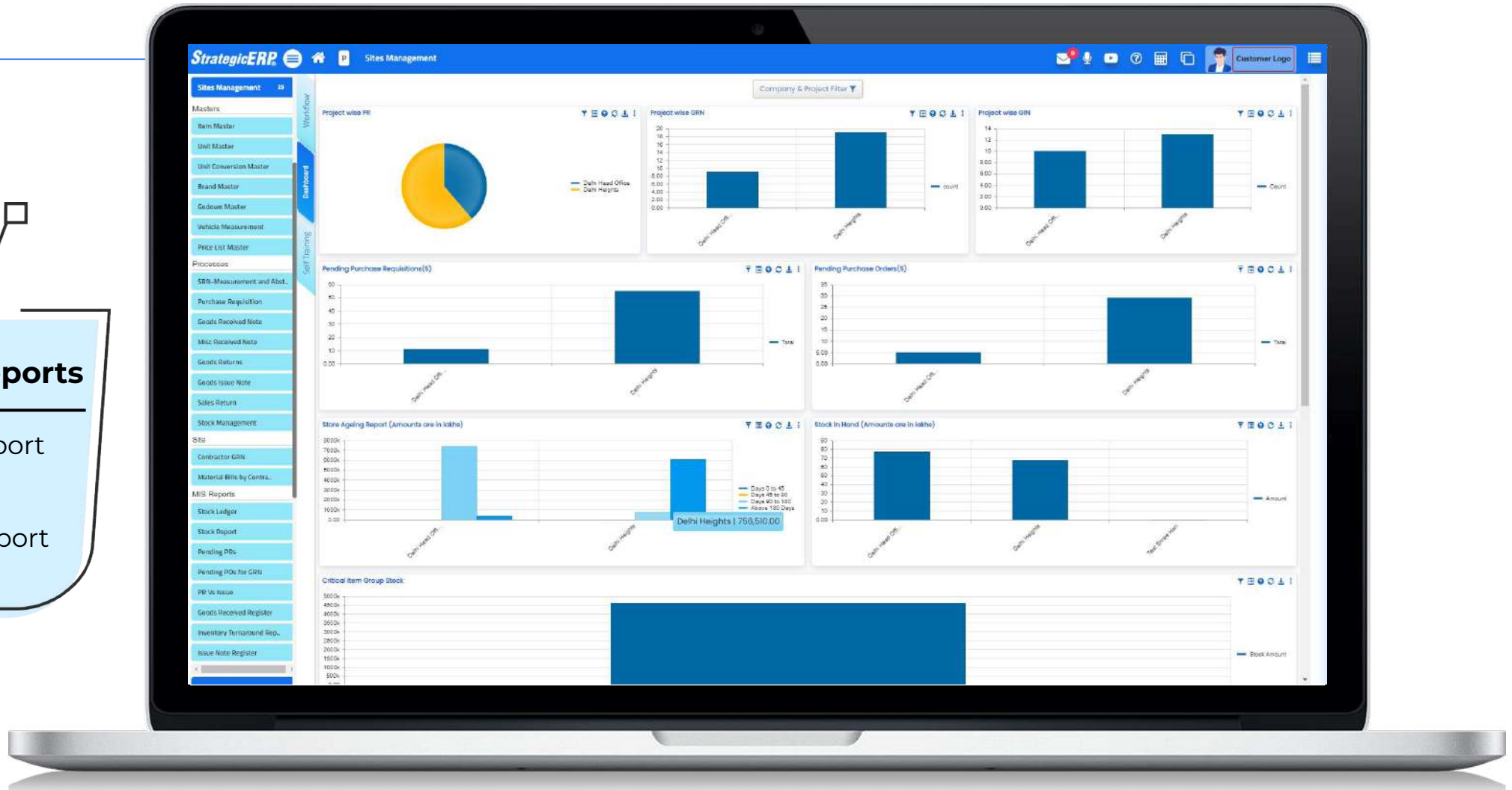
At the bottom of the table, there is a 'Print (0)' button and a 'Not Able To See' message in the bottom right corner.

Dashboard Reports | Site Management

Project-Wise PR

Other Critical Reports

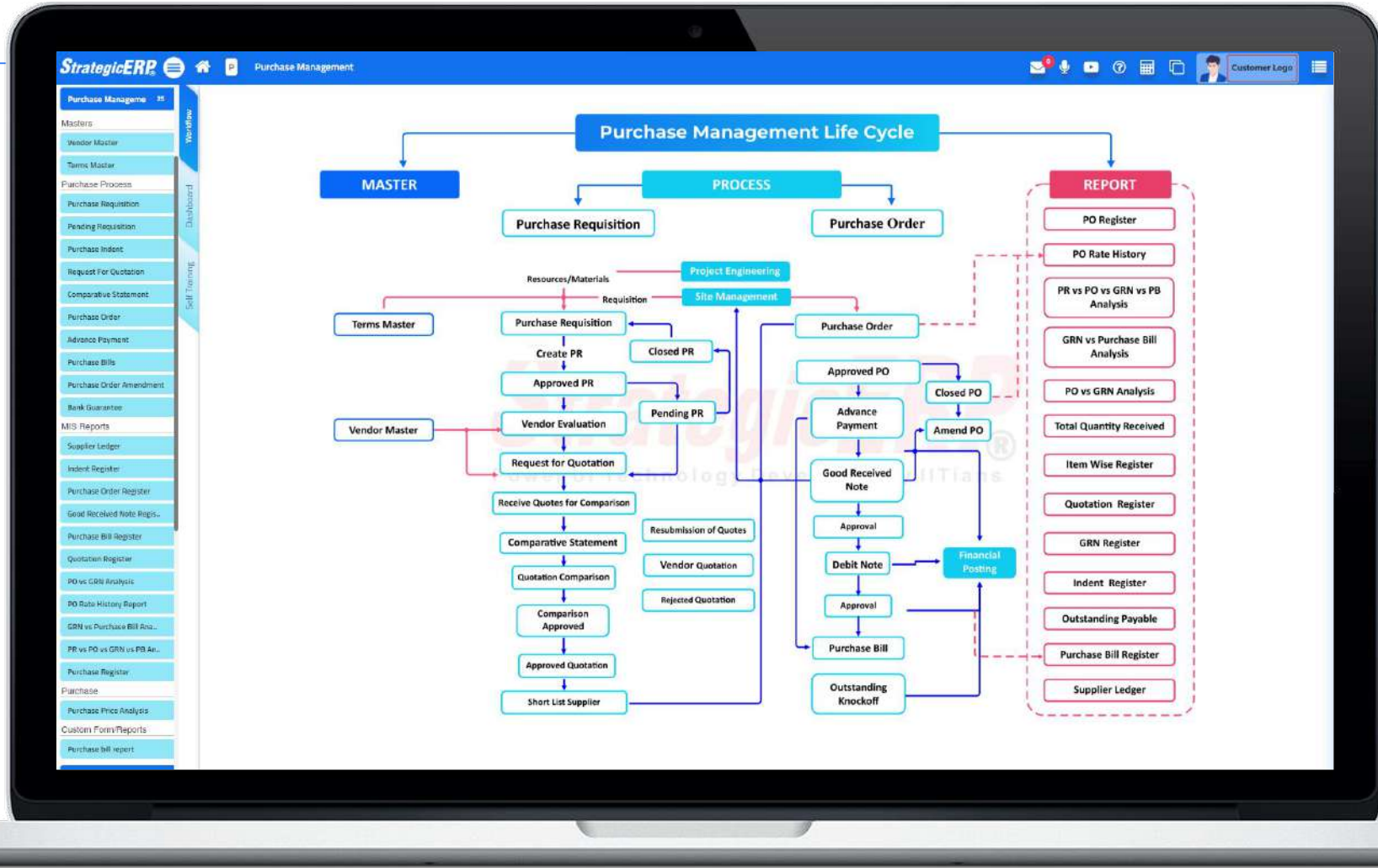
- Store Aging Report
- Stock in Hand
- Stock Aging Report



Infra Large Module Flow | Purchase Management

Purchase Management

Manage Purchase Requisition, Pending Requisition, Comparative Statement, Shortlist Vendor, Purchase Order, Advance Payment, PO Closing Quantity and Vendor Evaluation



MIS Reports | Purchase Management

GRN vs Purchase Bill Analysis

Other Critical Reports

- Supplier Ledger
- Indent Register
- PO Register
- PO vs GRN Analysis
- PR vs PO vs GRN vs PB Analysis

The screenshot displays the StrategicERP interface for a 'GRN vs Purchase Bill Analysis' report. The report is filtered for 'Implementation Team Demo' and 'Implementation Project 2'. The data table shows the following items:

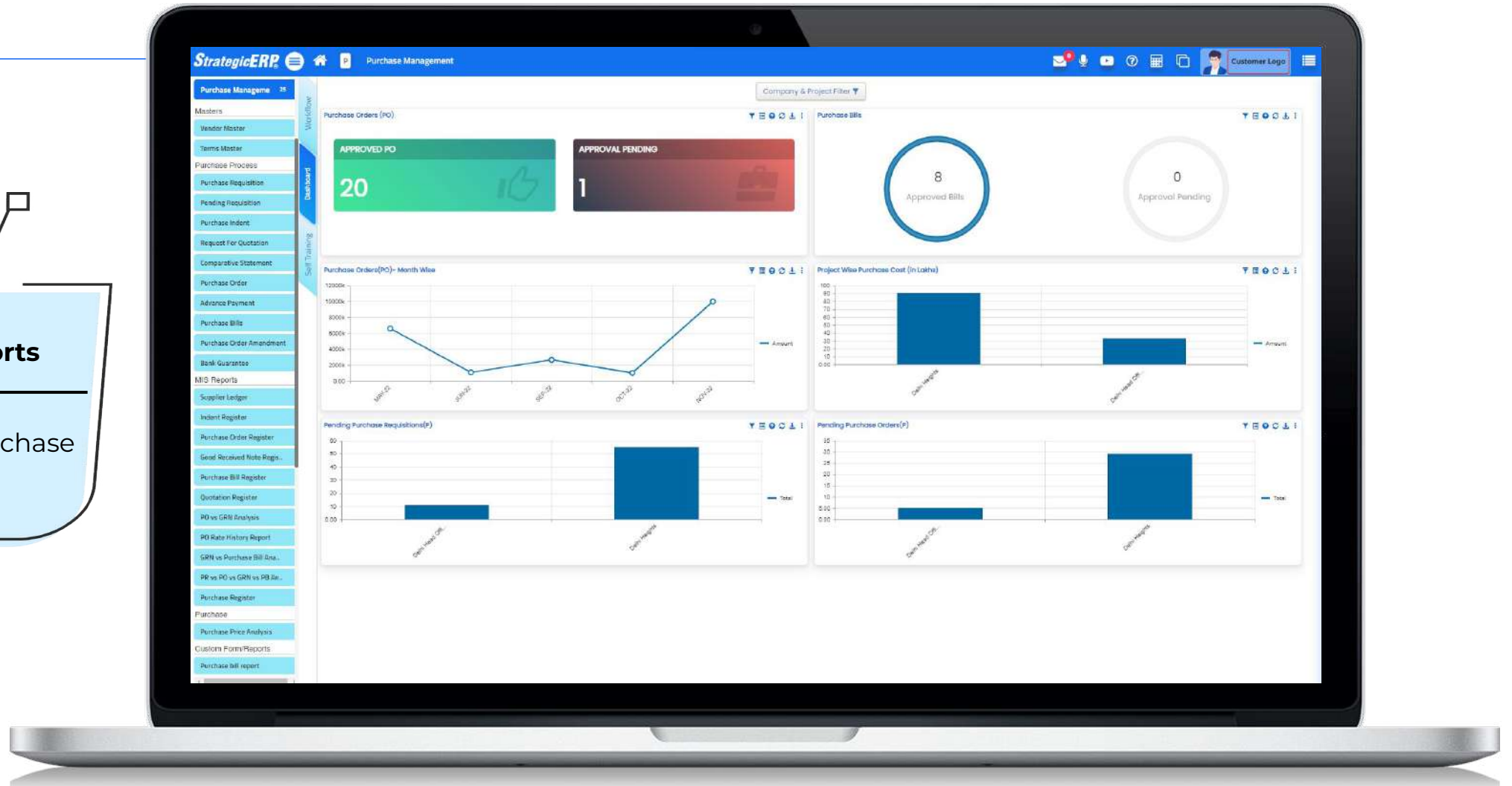
S.No	Name of Company	Project Name	Sub Project	Supplier Name	P.R.No	PO No	P.O. Date	GR No	G.R.N. Date	Challan No	Bill No	Bill Date	Item Group	Item Brand	Item Desc	Approved Qty	Received Qty	Unit	PO Rate	Bill Rate	Vat Amt	E
1	Implementation Team Demo	Implementation Project 2		JAIDEEP CONSTRUCTION	ITDIP2PR2022120003	ITDIP2PO2022120003	2022-12-08 00:00:00	ITDIP2GRN2022120003	2022-12-18 08:00:00	03/12/22	ITDIP2PB2022120003	2022-12-18 22:00:00	Bricks-A	-	ACC Bricks	2,800.00	2,600.00	Nos	11.00	11.00	0.00	0
2	Implementation Team Demo	Implementation Project 2		JAIDEEP CONSTRUCTION	ITDIP2PR2022120003	ITDIP2PO2022120003	2022-12-08 00:00:00	ITDIP2GRN2022120003	2022-12-18 08:00:00	03/12/22	ITDIP2PB2022120003	2022-12-18 22:00:00	Acc Cement	-	50 kg	1,500.00	1,200.00	Bags	380.00	380.00	0.00	0
3	Implementation Team Demo	Implementation Project 2		JAIDEEP CONSTRUCTION	ITDIP2PR2022120003	ITDIP2PO2022120003	2022-12-08 00:00:00	ITDIP2GRN2022120003	2022-12-18 08:00:00	03/12/22	ITDIP2PB2022120003	2022-12-18 22:00:00	SAND	-	Coarse sand	70.00	80.00	Cum	55.00	55.00	0.00	0
4	Implementation Team Demo	Implementation Project 2		H. Weiss Machinery & Supply	ITDIP2PR2022120001	ITDIP2PO2022120001	2022-12-08 00:00:00	ITDIP2GRN2022120001	2022-12-15 05:00:00	01/12/22	ITDIP2PB2022120001	2022-12-15 18:00:00	P sand	-	Sand for plastering	25,000.00	25,000.00	Cm	90.75	90.75	0.00	0
5	Implementation Team Demo	Implementation Project 2		H. Weiss Machinery & Supply	ITDIP2PR2022120001	ITDIP2PO2022120001	2022-12-08 00:00:00	ITDIP2GRN2022120001	2022-12-15 05:00:00	01/12/22	ITDIP2PB2022120001	2022-12-15 18:00:00	Cement	-	PPC CEMENT	180.00	180.00	Bags	361.00	361.00	0.00	0
6	Implementation Team Demo	Implementation Project 2		JAIDEEP CONSTRUCTION	ITDIP2PR2022120002	ITDIP2PO2022120002	2022-12-08 00:00:00	ITDIP2GRN2022120002	2022-12-16 15:00:00	02/12/22	ITDIP2PB2022120002	2022-12-16 36:00:00	P sand	-	Sand for plastering	25,000.00	25,000.00	Cm	57.00	57.00	0.00	0
7	Implementation Team Demo	Implementation Project 2		H. Weiss Machinery & Supply	ITDIP2PR2022120001	ITDIP2PO2022120001	2022-12-08 00:00:00	ITDIP2GRN2022120001	2022-12-15 05:00:00	01/12/22	ITDIP2PB2022120001	2022-12-15 18:00:00	Construction Chemical	-	Admixure	50.00	50.00	Ltr	142.50	142.50	0.00	0
8	Implementation Team Demo	Implementation Project 2		JAIDEEP CONSTRUCTION	ITDIP2PR2022120002	ITDIP2PO2022120002	2022-12-08 00:00:00	ITDIP2GRN2022120002	2022-12-15 15:00:00	02/12/22	ITDIP2PB2022120002	2022-12-16 36:00:00	Cement	-	PPC CEMENT	250.00	250.00	Bags	380.00	380.00	0.00	0
9	Implementation Team Demo	Implementation Project 2		JAIDEEP CONSTRUCTION	ITDIP2PR2022120002	ITDIP2PO2022120002	2022-12-08 00:00:00	ITDIP2GRN2022120002	2022-12-15 15:00:00	02/12/22	ITDIP2PB2022120002	2022-12-16 36:00:00	Construction Chemical	-	Admixure	40.00	40.00	Ltr	142.50	142.50	0.00	0

Dashboard Reports | Purchase Management

Purchase Order

Other Critical Reports

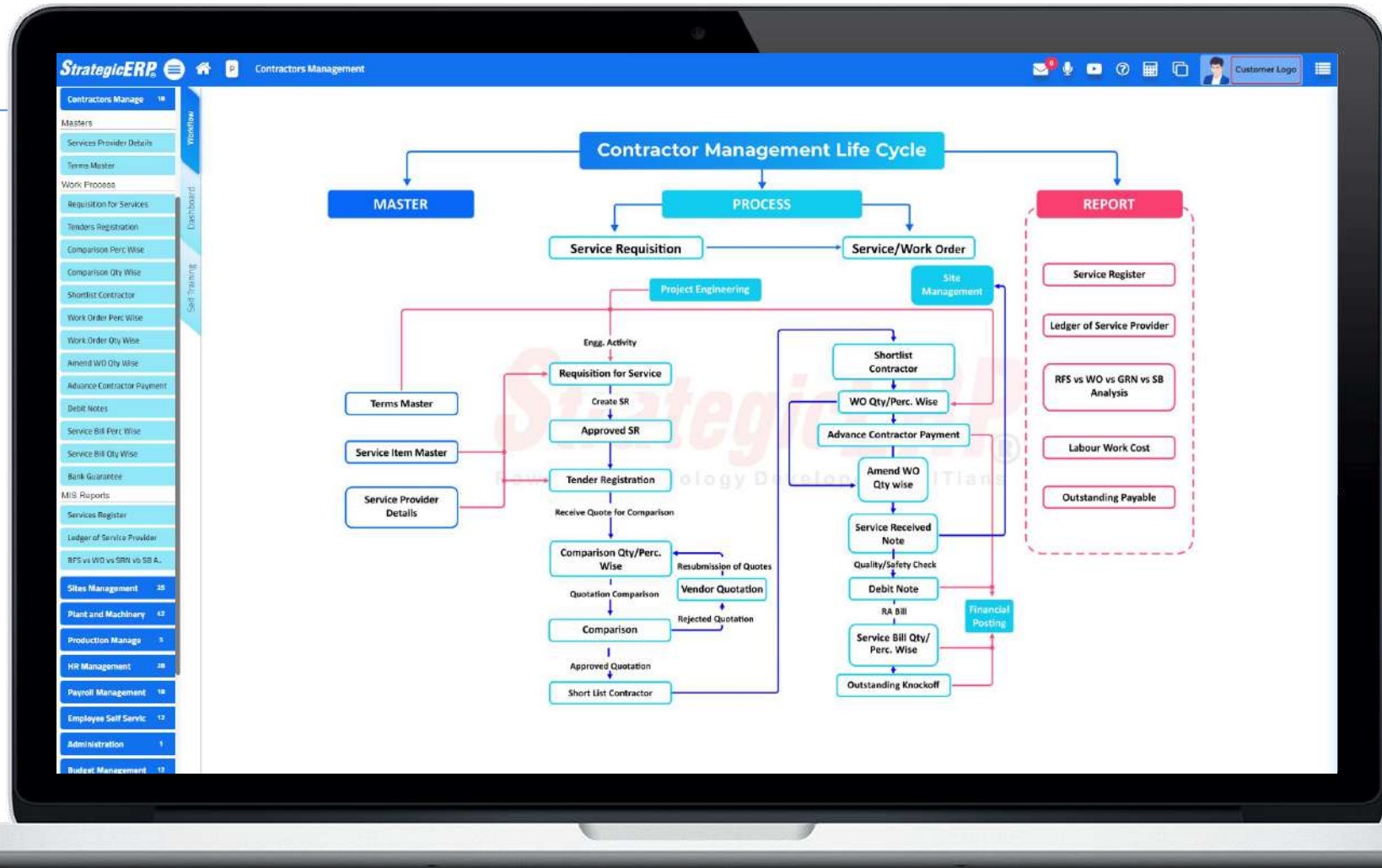
- Project-Wise Purchase



Infra Large Module Flow | Contractors Management

Contractors Management

Manage Requisition for Services, Tender Registration, Comparison-Perc & Qty Wise, Work Order- Perc & Qty Wise, Amend WO Qty Wise, and Service Bill-Perc & Qty Wise



MIS Reports | Contractors Management

RFS vs. WO vs. SRN vs. SB Analysis

Other Critical Reports

- Services Register
- Ledger of Service

The screenshot displays the StrategicERP interface for a contractor management report. The top navigation bar includes the StrategicERP logo, user profile, and navigation icons. The main header shows the report title 'RFS vs WO vs SRN vs SB Analysis' and the company name 'Delhi Infra Pvt. Ltd.'. Below the header, there are several filter fields for 'Name of Company', 'Sub Project Name', 'Activity Code', 'Contractor Name', 'SRN No', 'Group', 'To Date', 'Project Name', 'Level', 'C.R. No.', 'Work Order No.', 'Bill No.', and 'From Date'. The report is currently filtered by 'Percentage Wise'.

The main content area is titled 'Qty Wise Summary Analysis : Total 84'. It features a search bar and a table with the following columns: Sr, Project Name, Sub Project Name, Activity Group Name, Activity code, Activity Name, Particulars, Estimate Qty, Estimate Rate, Estimate Amount, Service request No, Service request date, Current Service Request Qty, Balance Service request Qty, Reg. Status, Contractor Name, Work order number, Work order date, Work order qty, Work order rate, WO Amount, Qty From Service request, and Di Ar.

Sr	Project Name	Sub Project Name	Activity Group Name	Activity code	Activity Name	Particulars	Estimate Qty	Estimate Rate	Estimate Amount	Service request No	Service request date	Current Service Request Qty	Balance Service request Qty	Reg. Status	Contractor Name	Work order number	Work order date	Work order qty	Work order rate	WO Amount	Qty From Service request	Di Ar
1	Delhi Budget	NTPC	We	DBB1-NTPC-123	1 Supply and Filing the complete...	Supply and Filing the complete...	37,000.00	0.00	0.00	CR2021055	12/12/2022	37,000.00	0.00	Approved	Balraj Traders	Del01DBB11WO/20221210001	12/12/2022	37,000.00	148.50	54,94,500.00	0.00	-54
2	Delhi Head Office	SP1	From Kumer offtake to CWR Deep...	DLSH-SP1-10	Excavation, laying and jointing...	Excavation, laying and jointing...	17,170.00	3,143.46	5,39,73,290.20	CR2021010	22/09/2022	17,170.00	16,170.00	Approved				0.00	0.00	0.00	0.00	0.00
3	Delhi Head Office	SP1	From Kumer offtake to CWR Deep...	DLSH-SP1-11	Sectional testing of 900 mm dia...	Sectional testing of 900 mm dia...	17,170.00	1,571.73	2,69,86,694.10	CR2022010	22/09/2022	17,170.00	16,170.00	Approved				0.00	0.00	0.00	0.00	0.00
4	Delhi Head Office	SP1	From Kumer offtake to CWR Deep...	DLSH-SP1-12	After refilling of Trench roadin...	After refilling of Trench roadin...	17,170.00	785.86	1,34,93,216.20	CR2022010	22/09/2022	17,170.00	16,170.00	Approved				0.00	0.00	0.00	0.00	0.00
5	Delhi Head Office	SP1	From Maloh(Bharatpur) to Kumer...	DLSH-SP1-ALL-1.1.2	Excavation, laying and jointing...	Excavation, laying and jointing...	22,185.00	79.49	17,83,495.65	CR2022020	22/09/2022	22,185.00	21,185.00	Approved	Balraj Traders	Del01DLSHWO/2022090001	22/09/2022	800.00	150.90	1,20,000.00	21,385.00	-54
6	Delhi Head Office	SP1	From Maloh(Bharatpur) to Kumer...	DLSH-SP1-ALL-1.1.3	Sectional testing of 1000 mm dia...	Sectional testing of 1000 mm dia...	22,185.00	1,680.49	3,72,61,670.65	CR2022020	22/09/2022	22,185.00	21,185.00	Approved	Balraj Traders	Del01DLSHWO/2022090001	22/09/2022	900.00	158.90	1,42,200.00	21,285.00	13
7	Delhi Head Office	SP1	From Maloh(Bharatpur) to Kumer...	DLSH-SP1-ALL-1.1.4	After refilling of Trench roadin...	After refilling of Trench roadin...	22,185.00	840.25	1,86,40,946.25	CR2022020	22/09/2022	22,185.00	21,185.00	Approved	Balraj Traders	Del01DLSHWO/2022090001	22/09/2022	1,600.00	125.90	1,26,000.00	21,185.00	7.1
8	Delhi Head Office	SP1			Excavation of soil		0.00	0.00	0.00	CR2022023	30/09/2022	0.00	0.00	Approved	Balraj Traders	Del01DLSHWO/2022190002	03/10/2022	3,434.00	0.00	0.00	-3,434.00	0.00
9	Delhi Head Office	SP1			placmg of pipes		0.00	0.00	0.00	CR2022023	30/09/2022	0.00	0.00	Approved	Balraj Traders	Del01DLSHWO/2022190002	03/10/2022	5,151.00	0.00	0.00	-5,151.00	0.00
10	Delhi Head Office	SP1			Supply of pipes		0.00	0.00	0.00	CR2021031	30/09/2022	0.00	0.00	Approved	Balraj Traders	Del01DLSHWO/202100002	03/10/2022	8,685.00	0.00	0.00	-8,685.00	0.00

Dashboard Reports | Contractors Management

Contractors
Comparative

Other Critical Reports

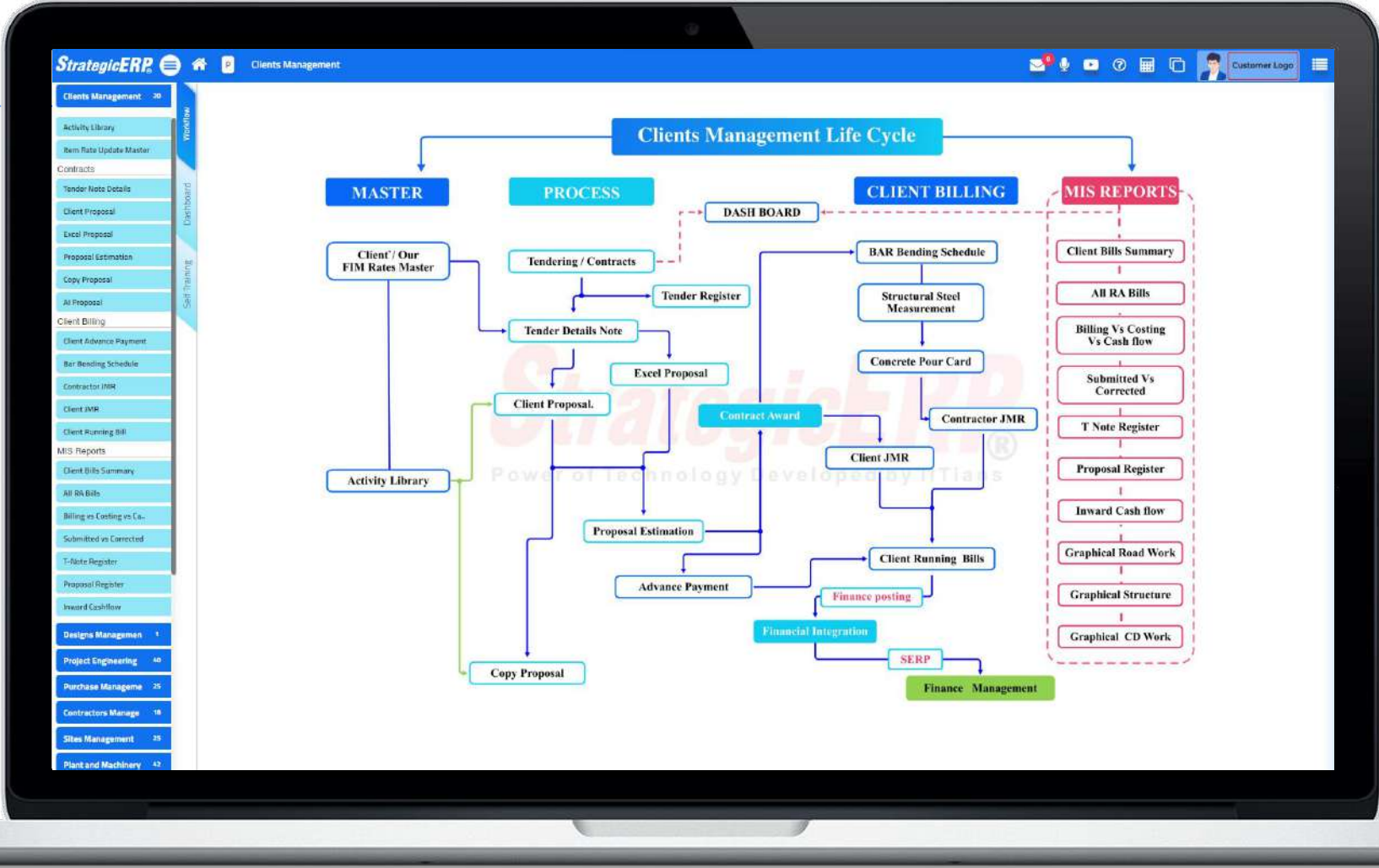
- Project-Wise WO vs Work Done
- Month-Wise Work Orders



Infra Large Module Flow | Clients Management

Clients Management

Manage Proposal Estimation, Tender Note Detail, Client Proposal, Client Billing and more..



MIS Reports | Clients Management

T- Note Register

Other Critical Reports

- Proposed Bar Chart
- All RA Bills
- Inward Cash flow

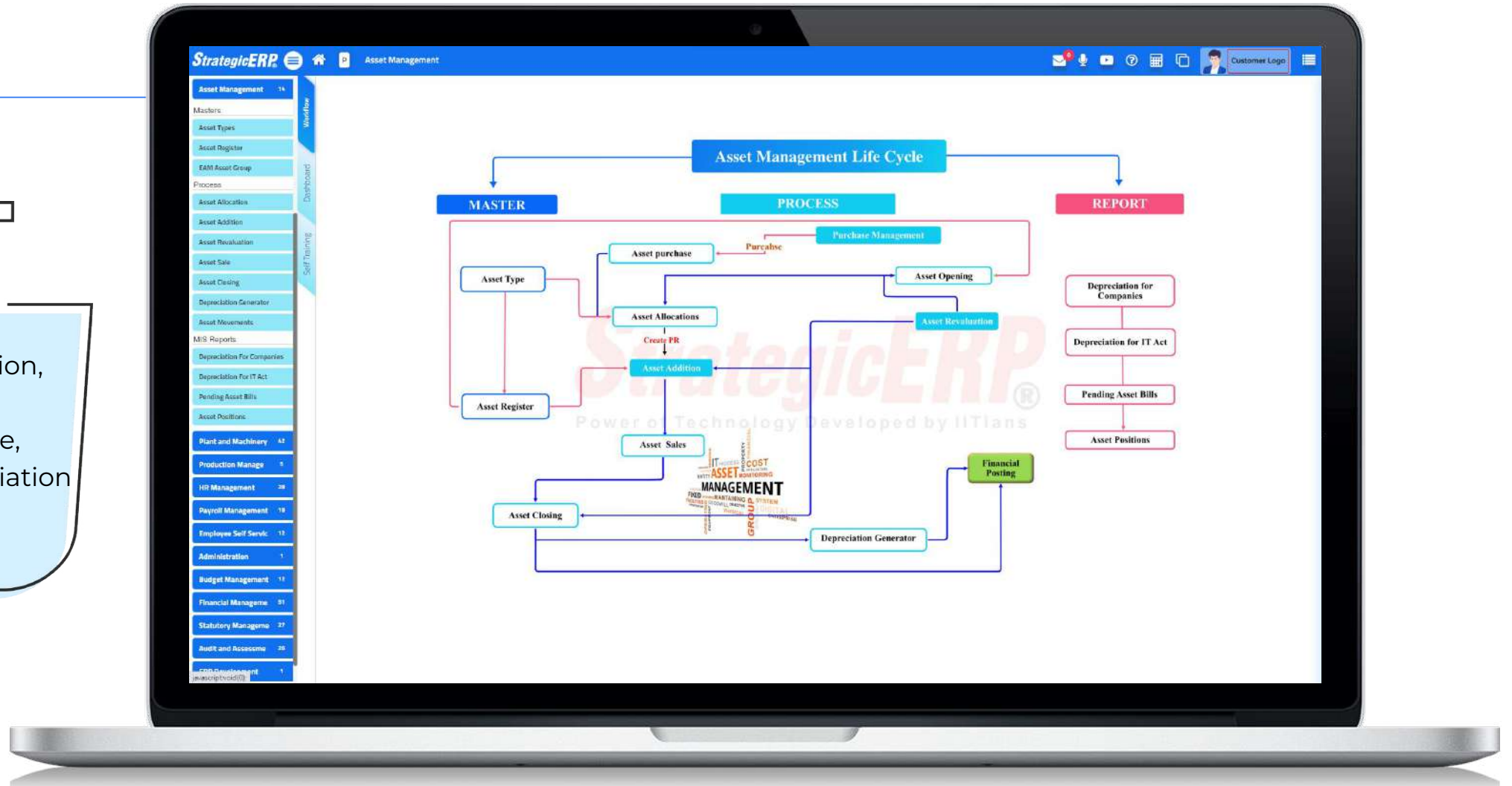
The screenshot displays the StrategicERP T-Note Register interface. The top navigation bar includes the StrategicERP logo, home icon, EM, T-Note Register, and Customer Logo. The left sidebar lists various modules such as Clients Management, Activity Library, Contracts, and MIS Reports. The main content area features a search filter with dropdowns for Name Of Client (Aarti Infrastructure), Sub Project (ATC), Location (Ahmedabad), Source (Clients Inquiry), and Status (Generate Proposal). Below the filters, a table displays a list of records with columns for ID, Client Name, Project Name, Amount, and Status. The table shows 23 records, with the first few rows highlighted in green, yellow, and pink.

ID	Client Name	Project Name	Amount	Status
1	Test Client	New Test Project	0.00	Executed
2	Test Client	New Project	0.00	Executed
3	Advertisement	ABC Contractor	0.00	Executed
4	News Papers	SMC Construction	0.00	Submitted
5	News Papers	Kelant Construction	0.00	Executed
6	News Papers	Amar Construction	20,00,000.00	Awarded
7	News Papers	Gov. PWD Dept A Nagar	0.00	Executed
8	News Papers	Ramshankar constructions	0.00	Executed
9	Clients Web Sites	Gov. PWD Dept A Nagar	0.00	Submitted
10	Advertisement	SMC Construction	0.00	Executed
11	Clients Inquiry	ABC Contractor	0.00	Awarded
12	News Papers	Bajaj Traders	0.00	Executed
13	Magazine	ABC Contractor	0.00	Executed
14	Advertisement	ABC Contractor	0.00	Generate Proposal
15	Advertisement	ABC Contractor	0.00	Executed
16	Clients Web Sites	Nagpur Municipal Corporation	20,00,000.00	Submitted
17	Clients Web Sites	EMS Infracon Pvt Ltd.	0.00	Executed
18	Clients Web Sites	National Highways & Infrastructu.	0.00	Generate Proposal
19	Clients Web Sites	M/S. TATA-AUTOCOMP SYSTEMS	1,37,90,307.00	Executed
20	Clients Web Sites	TRG Intia	2,00,000.00	Generate Proposal
21	Clients Web Sites	Test IOCL Kerala	0.00	Generate Proposal
22	Clients Inquiry	Ramshankar constructions	0.00	Awarded
23	Clients Inquiry	Test Client	0.00	Executed

Infra Large Module Flow | Asset Management

Asset Management

Manage Asset Allocation, Asset Addition, Asset Revaluation, Asset Sale, Asset Closing, Depreciation Generator and more..

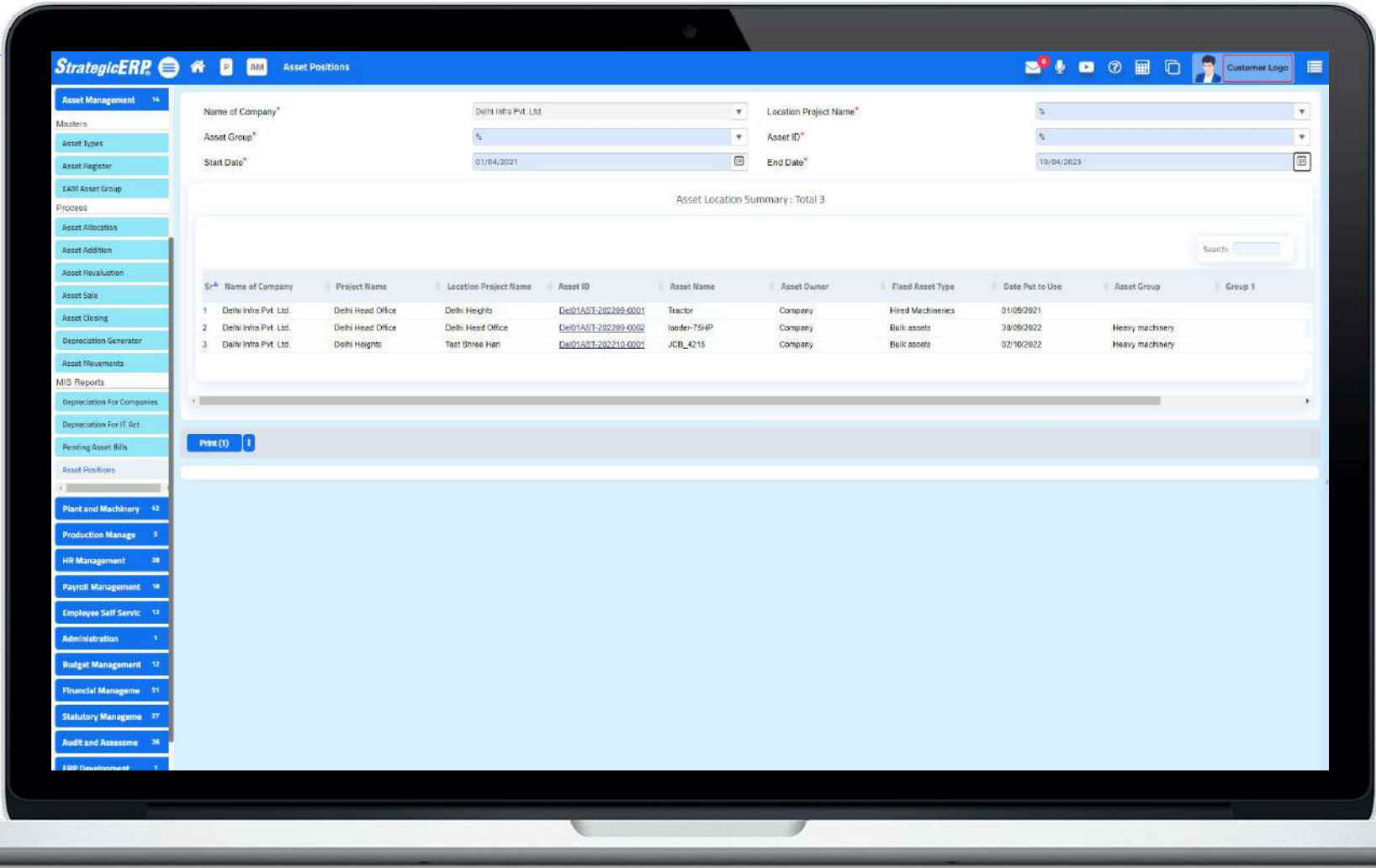


MIS Reports | Asset Management

Asset Position

Other Critical Reports

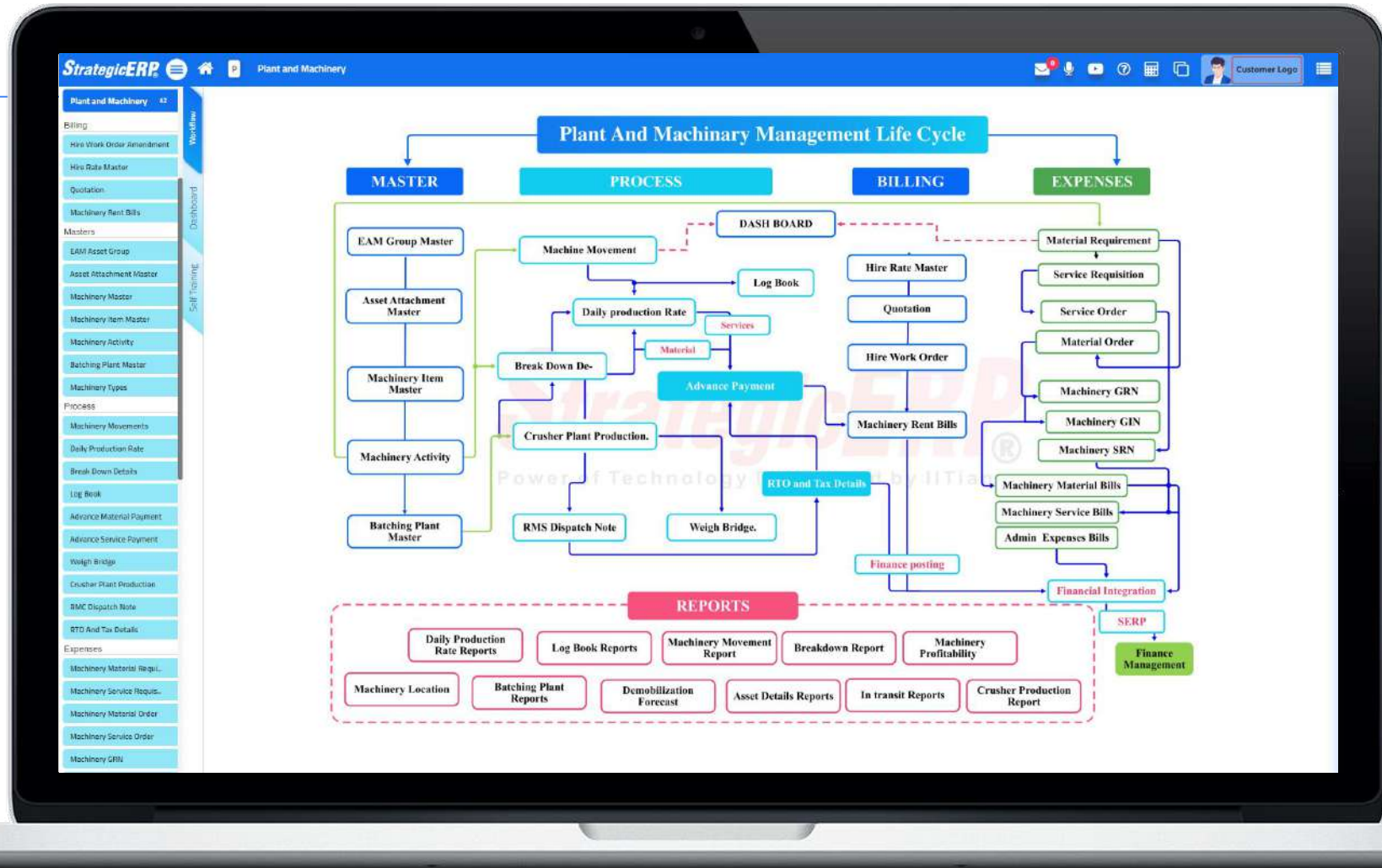
- Depreciation For Companies
- Depreciation for IT ACT
- Pending Asset Bills



Infra Large Module Flow | Plant and Machinery Management

Plant & Machinery Management

Manage Quotation, Hire Work Order, Machinery Movement, Repair & Service Detail, Daily Production Rate, Breakdown Detail, Log Book, Machinery-GRN GIN SRN, Machinery-Material & Service bill, Crusher Plant Production and more..



MIS Reports | Plant and Machinery Management

Daily Production Rate Report

Other Critical Reports

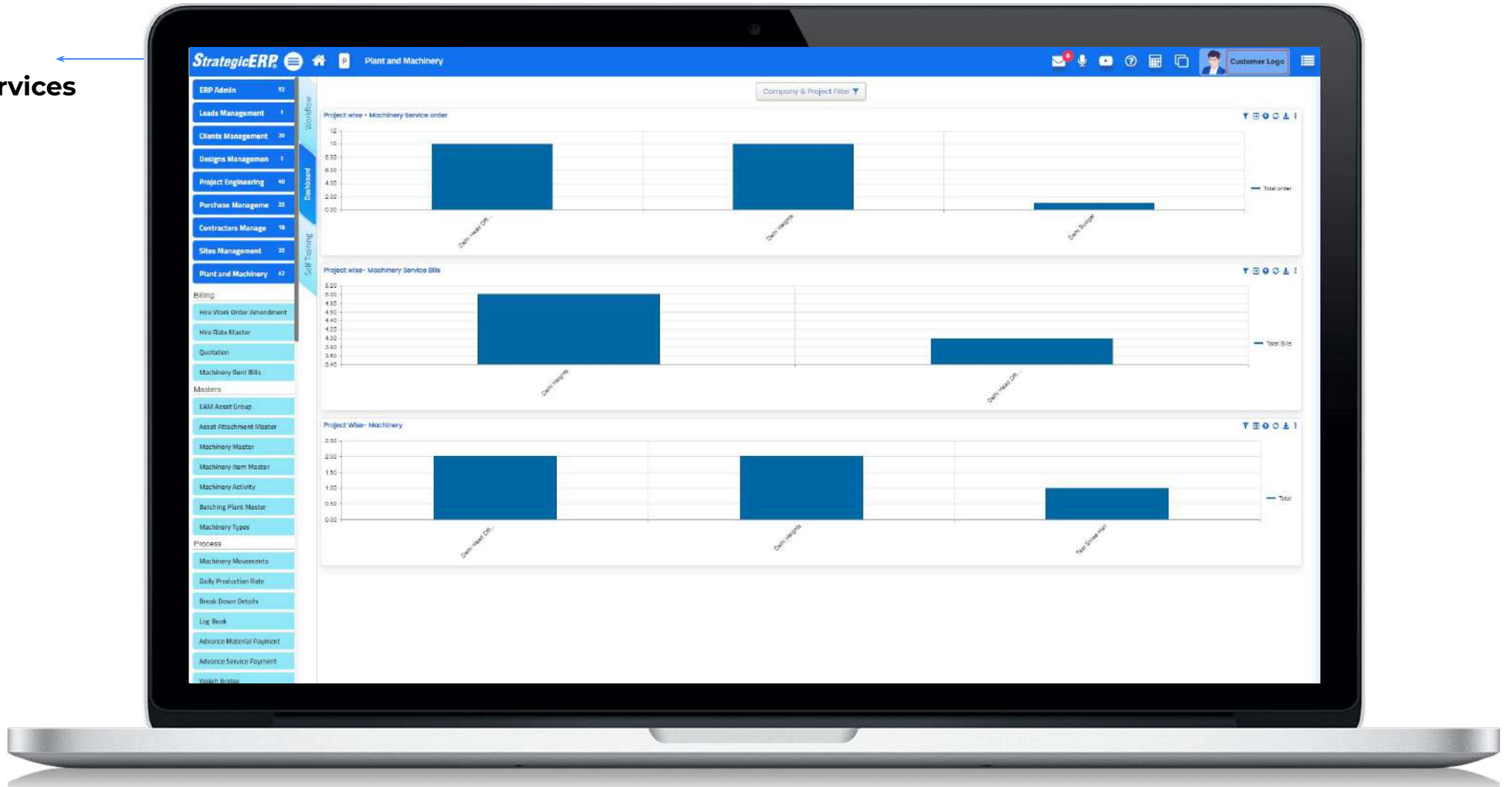
- Log Book Report
- Machinery Movement Report
- Breakdown Report
- Machinery Profitability
- Batching Plant Report
- Asset Details Report
- Intransit Report
- Crusher Production Report

The screenshot displays the StrategicERP interface for a 'Daily Production Rate Report'. The top navigation bar includes the StrategicERP logo, a home icon, a PM icon, and the report title. On the right, there are notification icons and a 'Customer Logo' dropdown. The main content area features a filter section with the following fields: 'Name of Company*' (Delhi Intra Pvt. Ltd.), 'Project Name*', 'Asset ID*', 'Asset Name', 'Start Date*' (01/04/2026), 'End Date*' (30/04/2023), and 'Site Person Name*'. Below the filters are three tabs: 'Machine DPR', 'Site Staff DPR', and 'Oil and Lubricant DPR'. A summary line indicates 'Asset DPR: Total 4'. A search bar is present above the data table. The table has 18 columns: Sr, Production Date, Asset ID, Asset Name, Production, Production Unit, Fuel Type, Fuel Issued (Ltr), Consumed Fuel, Balance in Tank, Shift Type, Available Time (Hrs), Run Time (Hrs), Breakdown Time (Hrs), Maintenance Time (Hrs), Idle Time (Hrs), Over Time (Hrs), Trips, Tot. Time (Hrs), and Mileage. The table contains four rows of data for production dates 23/09/2022, 30/09/2022, 03/10/2022, and 06/10/2022, detailing various assets like Tractor and loader-75HP.

Sr	Production Date	Asset ID	Asset Name	Production	Production Unit	Fuel Type	Fuel Issued (Ltr)	Consumed Fuel	Balance in Tank	Shift Type	Available Time (Hrs)	Run Time (Hrs)	Breakdown Time (Hrs)	Maintenance Time (Hrs)	Idle Time (Hrs)	Over Time (Hrs)	Trips	Tot. Time (Hrs)	Mileage	
1	23/09/2022	Del01AST-202209-0091	Tractor	0.0	m3		10.00	0.0	0.0	12 Hrs	0.00	4.00	0.00	0.00	0.00	0.00	0.0	4.00	2.5	
2	30/09/2022	Del01AST-202209-0091	Tractor	50.0	Cum		55.00	0.0	0.0	12 Hrs	10.00	6.00	1.00	1.00	2.00	0.00	33.0	6.00	9.17	
3	03/10/2022	Del01AST-202209-0092	loader-75HP	0.0	Cm		50.00	0.0	0.0	24 Hrs	0.00	2.00	0.00	0.00	0.00	0.00	0.0	2.00	25.0	
4	06/10/2022	Del01AST-202209-0092	loader-75HP	55.9	Cm		34.00	0.0	0.0	24 Hrs	0.00	6.00	0.00	0.00	0.00	0.00	0.0	6.00	5.67	
							149.00				10.00	18.00	1.00	1.00	2.00	0.00			15.00	

Dashboard Reports | Plant and Machinery Management

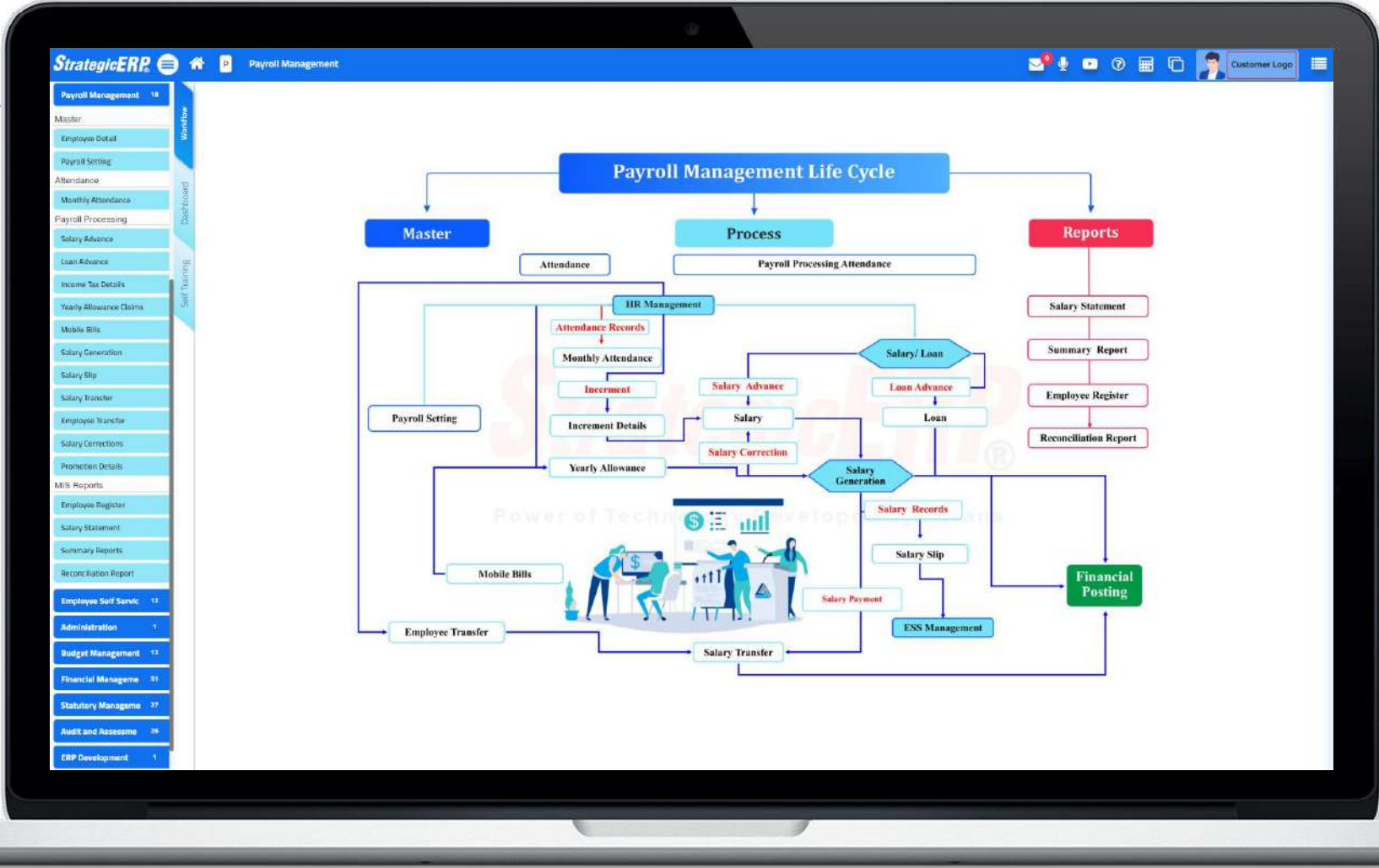
Upcoming Machinery Services



Infra Large Module Flow | Payroll Management

Payroll Management

Manage Employee Details, Company Holidays, Roles & Responsibility, Recruitment, Attendance, Leave Management, Payroll Processing, and Separation



MIS Reports | Payroll Management

Summary Reports

Other Critical Reports

- Salary Statement
- Employee Register
- Employee Ledger
- Reconciliation Report

The screenshot displays the StrategicERP Payroll Management Summary Reports interface. The interface includes a navigation menu on the left with categories like Payroll Management, Attendance, Payroll Processing, Income Tax Details, MIS Reports, and Employee Self Service. The main content area shows a search filter for 'Dohi Infra Pvt. Ltd.' and a date range from 01/04/2019 to 19/04/2023. Below this, there are tabs for various report types, with 'Department Wise Summary' selected. The report title is 'Department Wise Summary : Total 50'. The data is presented in a table with columns for Sr#, Department Name, Start Date, End Date, Earned Gross, Total Net Salary, and Tax.

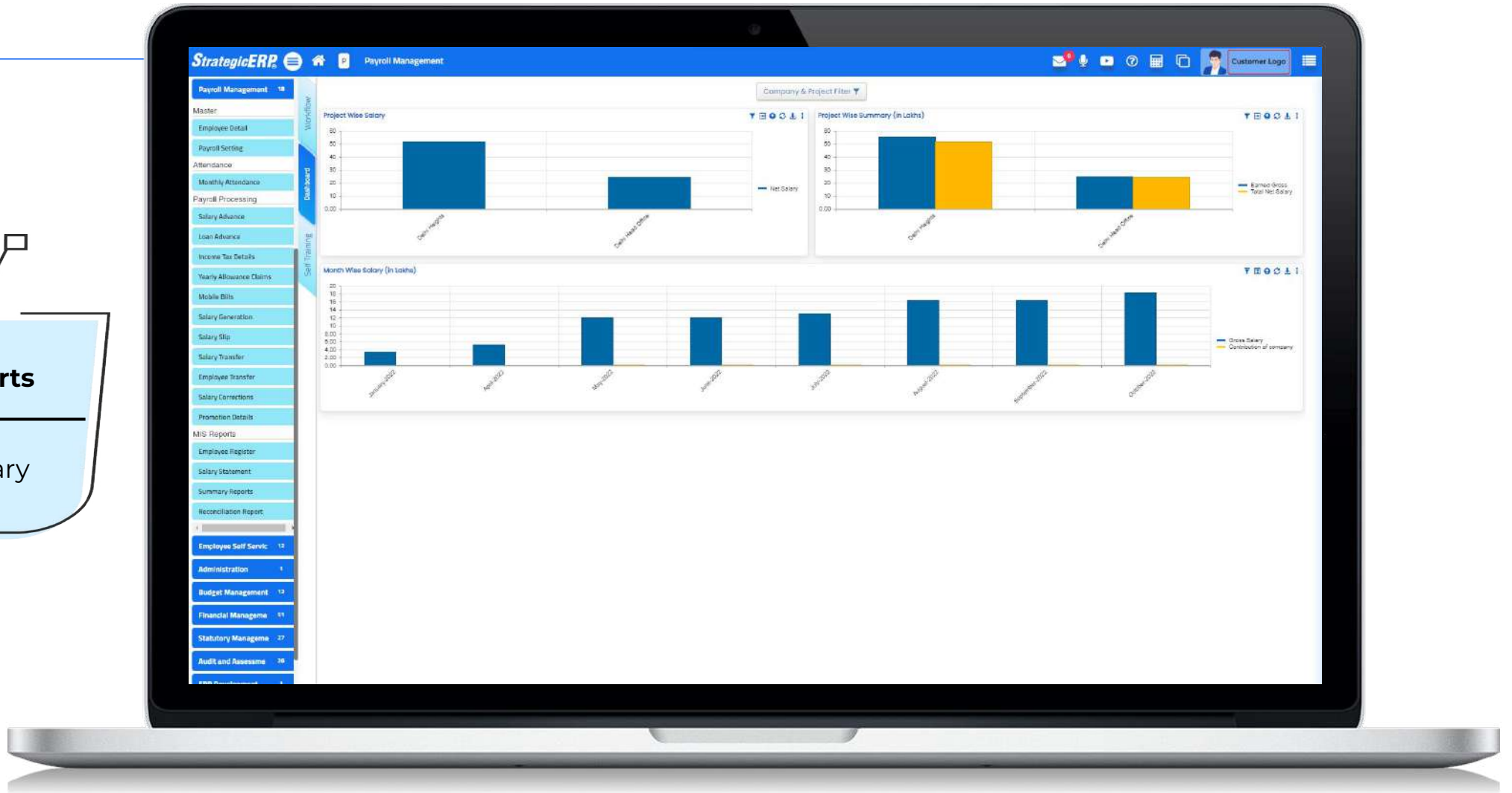
Sr#	Department Name	Start Date	End Date	Earned Gross	Total Net Salary	Tax
1	Implementation	01/01/2022	31/01/2022	2,95,775.00	2,79,363.09	5.0
2	Accounts	01/01/2022	31/01/2022	42,900.00	42,900.00	1.0
3	Implementation	01/04/2022	30/04/2022	3,86,547.00	3,36,255.00	9.0
4	Sales and Marketing	01/04/2022	30/04/2022	95,076.00	85,276.00	1.0
5	Sales and Marketing	01/05/2022	31/05/2022	49,484.00	36,684.00	1.0
6	Administration	01/05/2022	31/05/2022	1,29,032.00	1,27,232.09	1.0
7	HR	01/05/2022	31/05/2022	65,000.00	25,000.00	1.0
8	Implementation	01/05/2022	31/05/2022	2,28,525.00	1,86,052.00	9.0
9	Accounts and Taxation	01/05/2022	31/05/2022	49,000.00	47,200.00	1.0
10	IT Department	01/05/2022	31/05/2022	68,500.00	66,041.00	2.0
11	Implementation	01/06/2022	30/06/2022	3,21,760.00	3,13,975.09	9.0
12	IT Department	01/06/2022	30/06/2022	68,500.00	66,038.00	2.0
13	Administration	01/06/2022	30/06/2022	5,00,000.00	4,75,200.09	1.0
14	Accounts and Taxation	01/06/2022	30/06/2022	49,000.00	47,190.00	1.0
15	HR	01/06/2022	30/06/2022	65,000.00	59,996.00	1.0
16	Sales and Marketing	01/06/2022	30/06/2022	1,14,090.00	89,288.00	1.0
17	Administration	01/07/2022	31/07/2022	5,00,000.00	4,88,200.09	1.0
18	Sales and Marketing	01/07/2022	31/07/2022	1,14,090.00	1,12,250.09	1.0
19	Accounts and Taxation	01/07/2022	31/07/2022	51,500.00	49,190.00	1.0
20	HR	01/07/2022	31/07/2022	65,000.00	65,000.00	1.0
21	Implementation	01/07/2022	31/07/2022	4,35,735.00	4,27,943.09	9.0
22	Switchboard Operators	01/07/2022	31/07/2022	18,000.00	18,224.00	1.0
23	IT Department	01/07/2022	31/07/2022	88,500.00	80,041.00	2.0
24	Sales and Marketing	01/08/2022	31/08/2022	1,14,090.00	1,12,250.09	1.0
25	Accounts and Taxation	01/08/2022	31/08/2022	91,242.00	52,842.00	2.0
26	IT Department	01/08/2022	31/08/2022	88,500.00	86,941.00	2.0
27	Implementation	01/08/2022	31/08/2022	4,47,574.00	4,38,782.09	9.0
28	Administration	01/08/2022	31/08/2022	5,00,000.00	4,98,200.09	1.0

Dashboard Reports | Payroll Management

Project-Wise Salary

Other Critical Reports

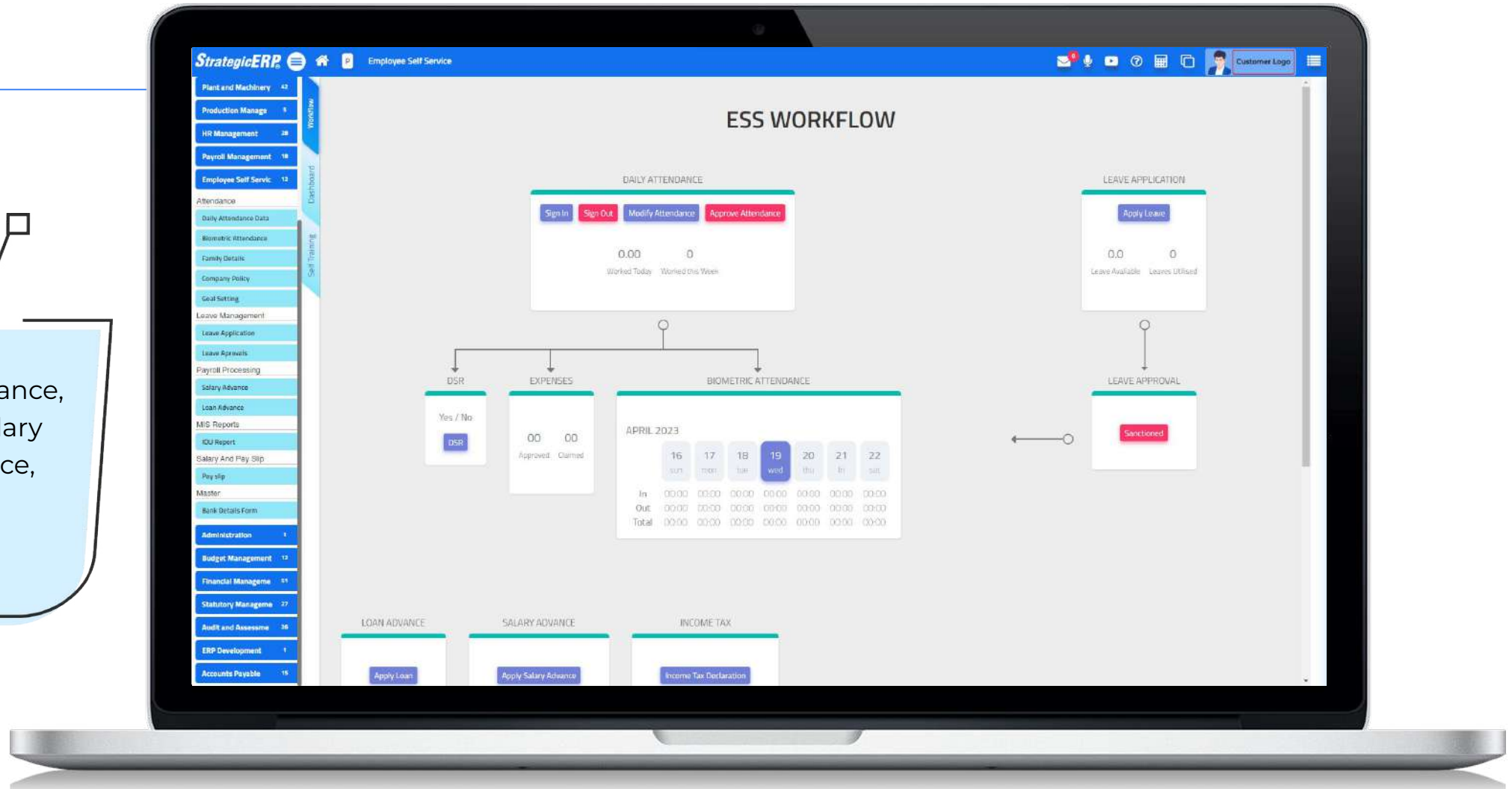
- Project-Wise Salary



Infra Large Module Flow | Employee Self-Service

Employee Self-Service

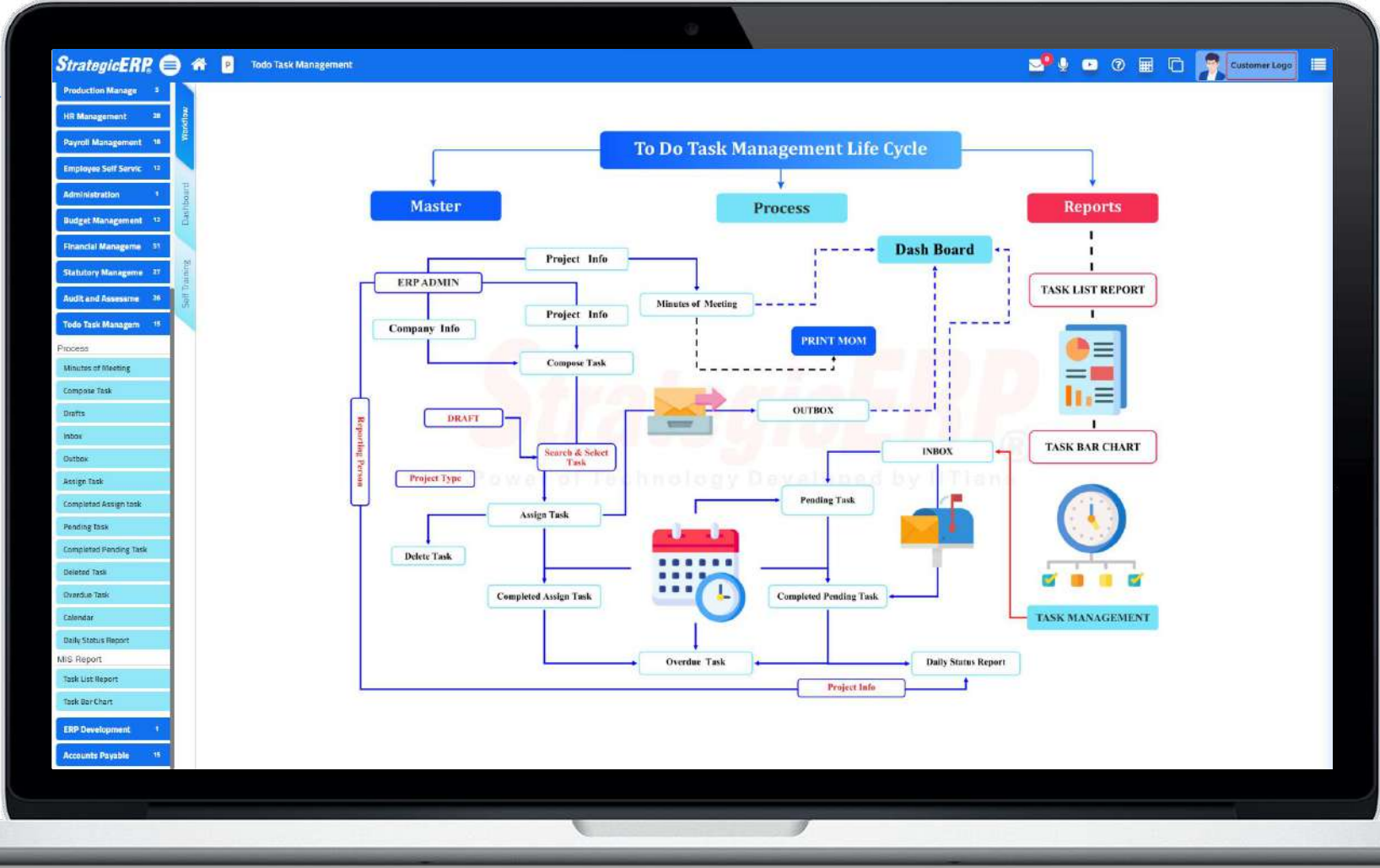
Manage Daily Attendance, Leave Application, Salary Advance, Loan Advance, and Transportation Allowance



Infra Large Module Flow | Todo Task Management

Todo Task Management

Assign tasks within an organization

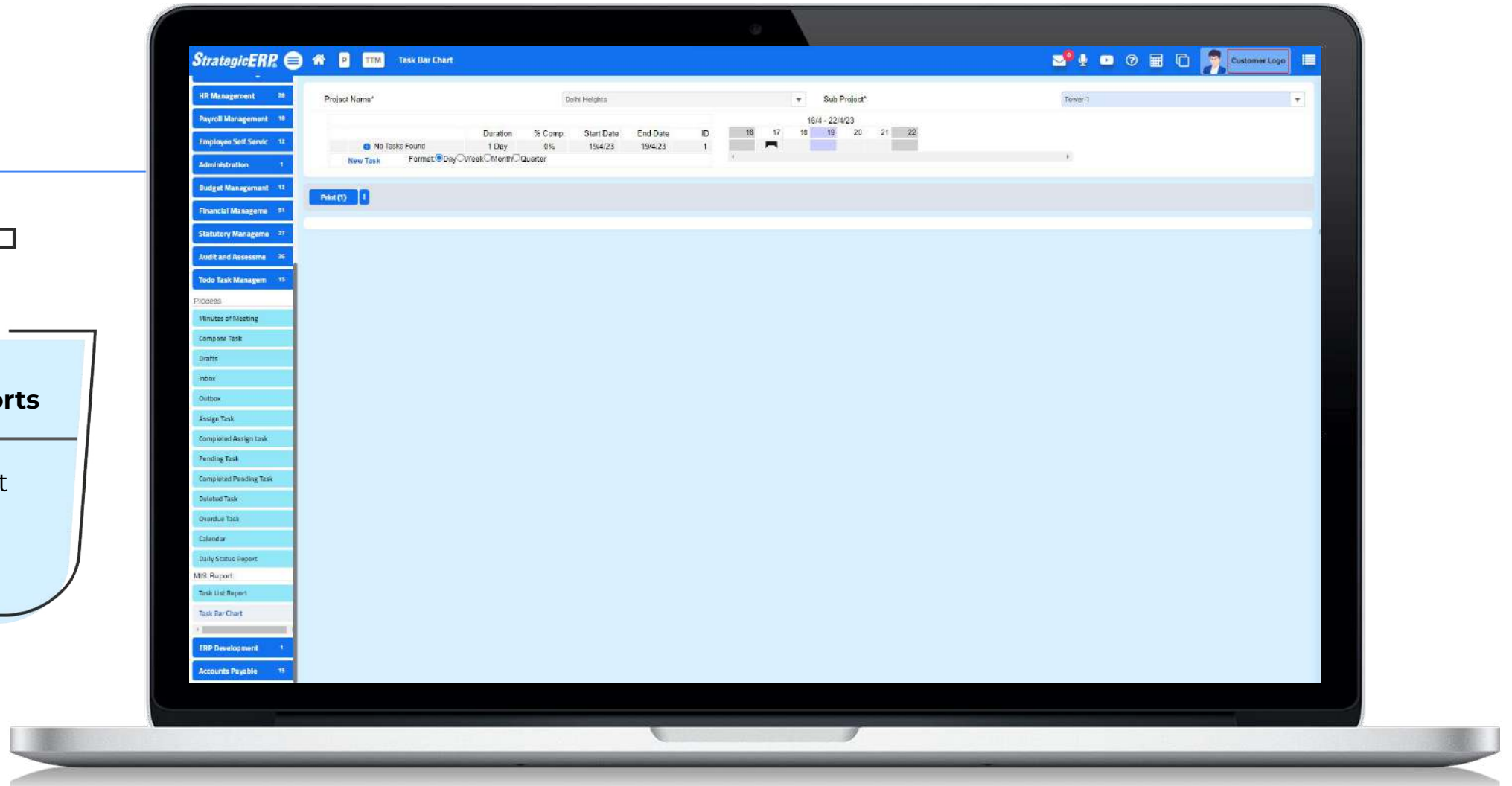


MIS Reports | Todo Task Management

Task Bar Chart

Other Critical Reports

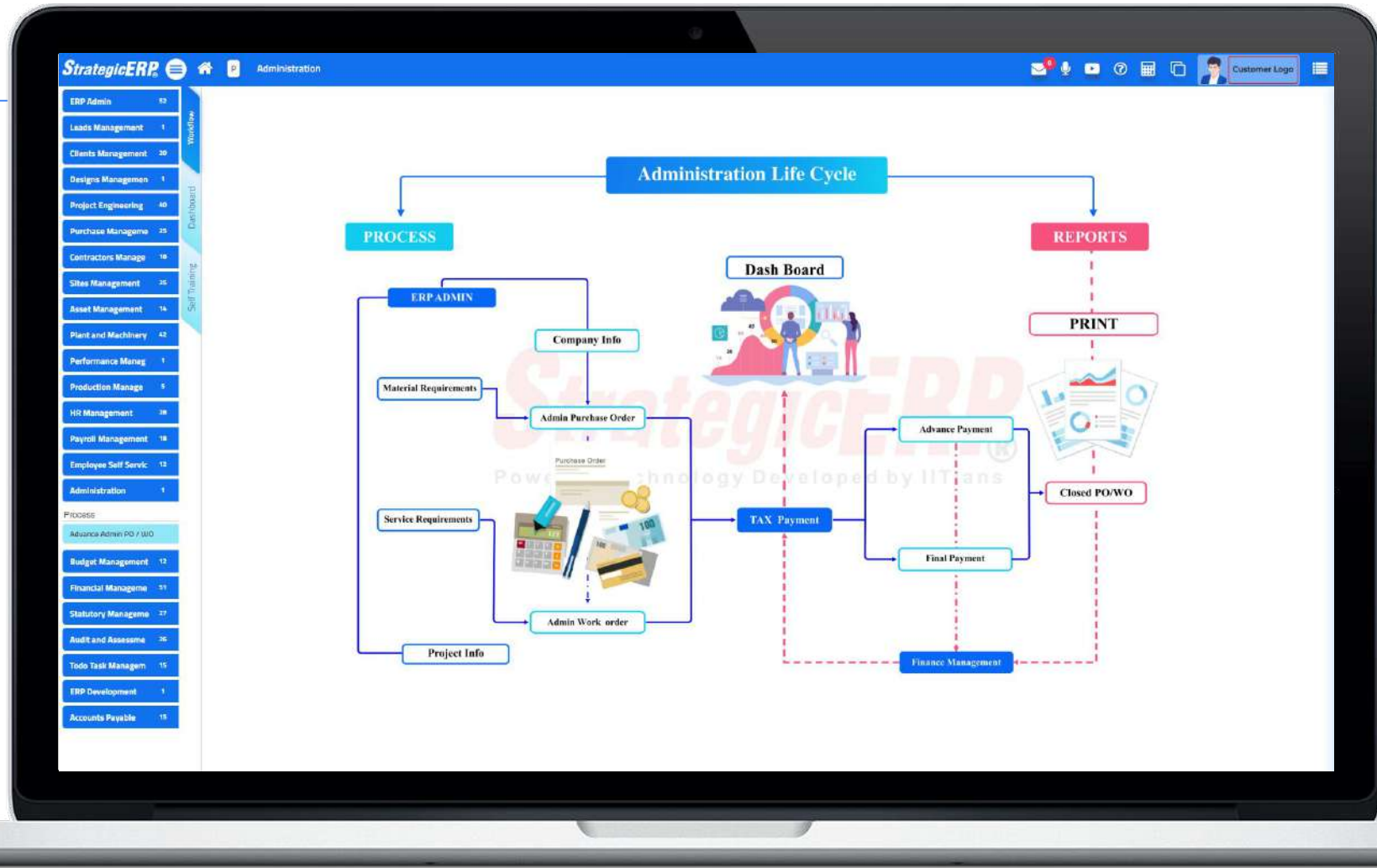
- Task List Report
- Task Bar Chart



Infra Large Module Flow | Administration

Administration

Manage Vendor Registration, Material/ Service Request, Material Issue, Admin, PO/WO, Sales Bill Book, Petty Cash and more...

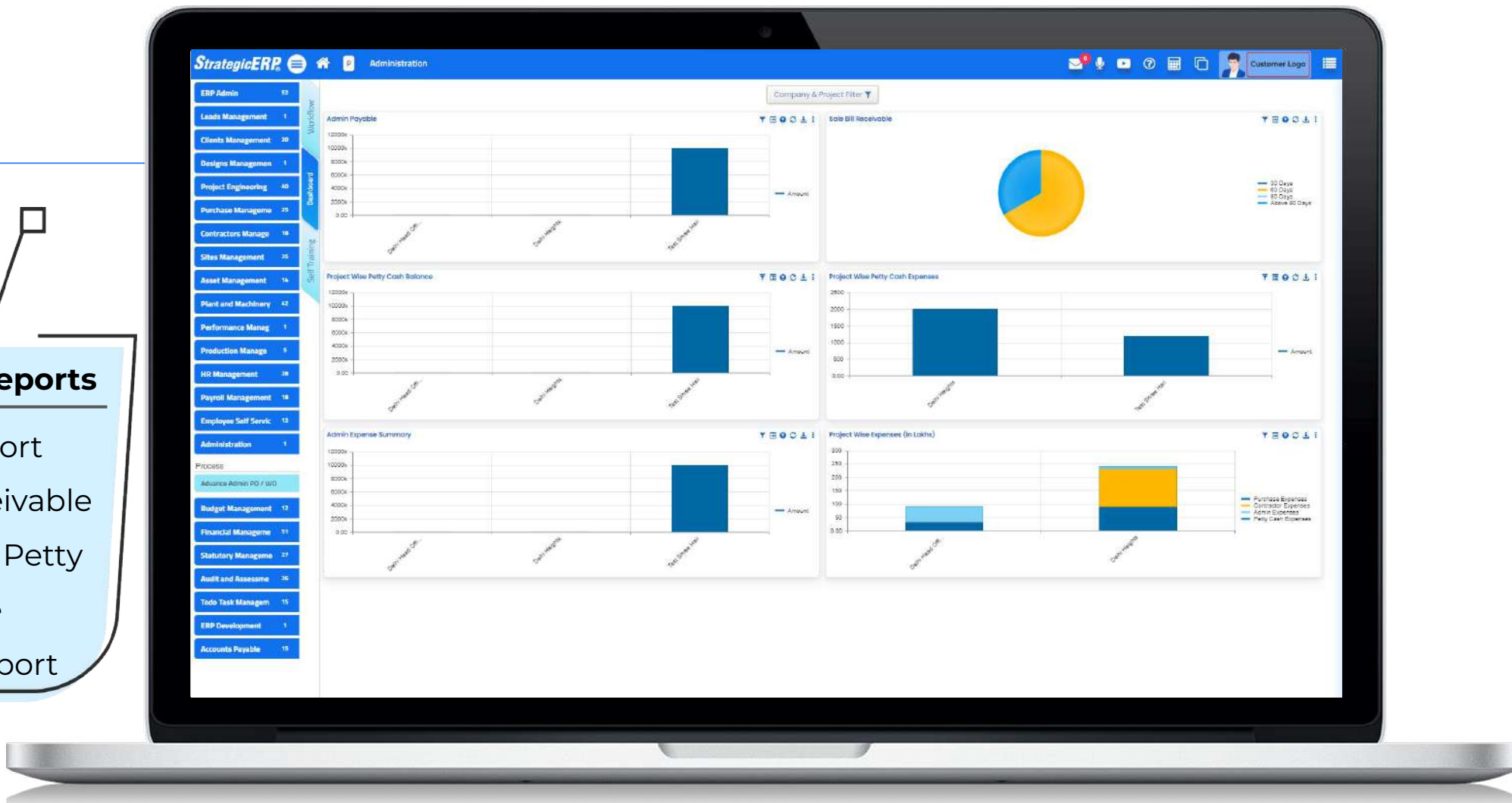


Dashboard Reports | Administration

Admin Payable

Other Critical Reports

- Expense Report
- Sale Bill Receivable
- Project-Wise Petty cash Balance
- Inventory Report



Infra Large: Add-on Modules



Email Configuration



HR & Payroll



SMS Configuration



Statutory Management



MSP Import & Export




Tally Integration



Mobile ERP App



Mobile ERP App

Available On :



Access ERP on Mobile – Anytime , Anywhere

Our Association with 1000+ Esteemed Clients



Customer Base



PAN India



Serving Verticals



Real Estate



Infrastructure



Manufacturing



Government



**Prop-Tech ERP Solution
of The Year 2019, 2022 & 2023**



**Best Construction Software
of The Year 2019**



**Top 10 ERP Solution
Providers 2018 & 2022**



Certified Member



**25 Fastest Growing
Enterprise Software
Companies in
India**



**IT Partner
2016**




**IT Market Research &
Product Analysis 2016**




**Brand of The Year
2014**

Contact Us



MUMBAI (CORPORATE OFFICE)

ITAakash Strategic Software (P) Ltd,
5th floor, D S Business Galleria,
Near Huma Adlabs,
Beside Toyo House,
L.B.S. Road, Kanjur Marg (W),
Mumbai, 400078 INDIA.

 +91-22-25770088/25750101

 enquiry@strategicerp.com



Mumbai | Ahmedabad | Pune | Bangalore | Delhi NCR | Hyderabad | Jaipur | Chennai | Doha | UAE | USA | African Continent